

**CORCORAN CITY COUNCIL,
JOINT POWERS FINANCE AUTHORITY,
SUCCESSOR AGENCY FOR CORCORAN RDA,
& HOUSING AUTHORITY
AGENDA**

**City Council Chambers
1015 Chittenden Avenue
Corcoran, CA 93212**

**Tuesday, June 28, 2022
5:30 P.M**

Public Inspection: A detailed City Council packet is available for review at the City Clerk's Office, located at Corcoran City Hall, 832 Whitley Avenue.

Notice of ADA Compliance: In compliance with the Americans with Disabilities Act, if you need assistance to participate in this meeting, please contact the City Clerk's Office at (559) 992-2151.

ROLL CALL

Mayor:	Patricia Nolen
Vice Mayor:	Jeanette Zamora-Bragg
Council Member:	Greg Ojeda
Council Member:	Sidonio "Sid" Palmerin
Council Member:	Jerry Robertson

INVOCATION

FLAG SALUTE

1. PUBLIC DISCUSSION

Members of the audience may address the Council on non-agenda items; however, in accordance with government code section 54954.2, the Council may not (except in very specific instances) take action on an item not appearing on the posted agenda.

This is the time for members of the public to comment on any matter within the jurisdiction of the Corcoran City Council. This is also the public's opportunity to request that a Consent Calendar item be removed from that section and made a regular agenda item. The councilmembers ask that you keep your comments brief and positive. Creative criticism, presented with appropriate courtesy, is welcome.

After receiving recognition from the chair, speakers shall state their name and address and proceed with comments. Each speaker will be limited to five (5) minutes.

2. **CONSENT CALENDAR (VV)**

All items listed under the consent calendar are considered to be routine and will be enacted by one motion. If anyone desires discussion of any item on the consent calendar, the item can be removed at the request of any member of the City Council and made a part of the regular agenda.

- 2-A. Approval of minutes of the meeting of the City Council on June 14, 2022.
- 2-B. Authorization to read ordinances and resolutions by title only.
- 2-C. Approve Resolution No. 3146 approving the Compensation and Benefits fiscal year 2022-2023.
- 2-D. Approve Resolution No. 3149 authorizing the SB-170 Grant and Signatures Designees.

3. **APPROPRIATIONS (VV)**

Approval of Warrant Register dated June 28, 2022. *(Ruiz-Nuñez) (VV)*

4. **PRESENTATIONS**

5. **PUBLIC HEARINGS**

5-A. Public Hearing to obtain comments to intent to levy and collect assessments on the following Districts and approve Resolution No. 3950 – Resolution No. 3959.

- Assessment District 07-01, Subdivision Salyer Estates #3, Tract Map 853; intent to levy and collect assessments on Assessment District 07-02
- Subdivision the Pheasant Ridge (previously known as Sequoias Phase 1), Tract Map 857; intent to levy and collect assessments on Assessment District 07-02,
- Subdivision Sunrise Villas, Tract Map 856; and intent to levy and collect assessments on Assessment District 08-01,
- Subdivision Patterson Avenue, Tract Map 785; and intent to levy and collect assessments on Assessment District 08-02
- Sierra Estates Subdivision Tract 925; and intent to levy and collect assessments on Public Facility Maintenance District (PFMD) Assessment District 18-01

- A. Open Public hearing
- B. Staff Report
- C. Accept written testimony
- D. Accept oral testimony
- E. Close hearing
- F. Council discussion
- G. By motion, approve/approve with changes/deny recommendation

6. **WRITTEN COMMUNICATIONS** – None

7. **STAFF REPORTS**

- 7-A. Approve Resolution No. 3148 Budget Amendment for Fiscal Year 2021-2022. *(Ruiz-Nuñez)(VV)*
- 7-B. Approve Resolution No. 3147 adopting the City of Corcoran 2022-2023 Fiscal Year budget appropriations for July 2022 to June 2023. *(Ruiz-Nuñez)(VV)*
- 7-C. Consider renewal of the Caves and Associates Agreement. *(Gatzka)(VV)*
- 7-D. Continue discussion regarding illegal fireworks. *(Shortnacy)*
- 7-E. Consider approval of the jointly proposed bid by Ferguson Waterworks and Neptune Technology Group to purchase approximately 3,638 water meters and necessary infrastructure for an Advanced Metering Infrastructure (AMI) metering system. *(Faulkner)(VV)*
- 7-F. Consider approval of Downtown Corcoran Recovery Program and amendment to Corcoran Chamber of Commerce Agreement. *(Greg Gatzka)(VV)*

8. **MATTERS FOR MAYOR AND COUNCIL**

- 8-A. Upcoming Events/Meetings
- 8-B. City Manager's Report
- 8-C. Council Comments/Staff Referral Items - *Items of Interest (Non-action items the Council may wish to discuss)*
- 8-D. Committee Reports

9. **CLOSED SESSION**

9-A. **CONFERENCE WITH REAL PROPERTY NEGOTIATOR(S)**

With respect to every item of business to be discussed in closed session pursuant to Government Code [Section 54956.8](#):

Property: 20 acres across from the North/East corner of Whitley and Pickerell Ave

Agency negotiator: City Manager

Negotiating parties: _____

Under negotiation: Price/Terms

9-B. **CONFERENCE WITH LABOR NEGOTIATOR(S)** (Government Code § 54957.6). It is the intention of this governing body to meet in closed-session to review its position and to instruct its designated representatives:

Designated representatives: City Manager

Name of employee organization: _____

or

Position title(s) of unrepresented employee(s): _____

10. **ADJOURNMENT**

I certify that I caused this Agenda of the Corcoran City Council meeting to be posted at the City Council Chambers, 1015 Chittenden Avenue on **June 24, 2022.**


Marlene Spain, City Clerk

**MINUTES
CORCORAN CITY COUNCIL,
JOINT POWERS FINANCE AUTHORITY,
SUCCESSOR AGENCY FOR CORCORAN RDA,
& HOUSING AUTHORITY REGULAR MEETING**

Tuesday, June 14, 2022

The regular session of the Corcoran City Council was called to order by Mayor Nolen, in the City Council Chambers, 1015 Chittenden Avenue, Corcoran, CA at 5:30 P.M.

ROLL CALL

Councilmembers present: Patricia Nolen, Sidonio Palmerin, and Greg Ojeda

Councilmembers absent: Jerry Robertson and Zamora-Bragg

Staff present: Joseph Faulkner, Greg Gatzka, Jessica Gutierrez, Tina Gomez, Marlene Spain, Reuben Shortnacy, Soledad Ruiz-Nuñez and Kevin Tromborg

Press present: None

INVOCATION - Invocation was led by Councilmember Palmerin

FLAG SALUTE – Flag salute was led by Councilmember Ojeda

1. PUBLIC DISCUSSION

Alicia Jacobo with Senator Hurtado’s office addressed the Council regarding the C.O.P.S Grant letter that Senator Hurtado signed and how it would benefit the Corcoran Police Department.

2. CONSENT CALENDAR (VV)

Following Council discussion, a **motion** was made by Robertson and seconded by Palmerin to approve the Consent Calendar. Motion carried by the following vote:

AYES: Nolen, Palmerin, and Ojeda

NOES:

ABSENT: Robertson and Zamora-Bragg

ABSTAIN: Ojeda abstained from the minutes.

2-A. Approval of minutes of the meeting of the City Council on May 10, 2022.

2-B. Authorization to read ordinances and resolutions by title only.

2-C. Consider approval of Resolution No. 3136 and Resolution No. 3137, regarding annual update of existing Landscaping Assessment District No. 07-01, Subdivision Salyer Estates No. 3, Tract Map 853.

- 2-D. Consider approval of Resolution No. 3138 and Resolution No. 3139, regarding annual update of existing Landscaping Assessment District No. 07-02, Subdivision Pheasant Ridge, Tract Map 857.
- 2-E. Consider approval of Resolution No. 3140 and Resolution No. 3141, regarding annual update of existing Landscaping Assessment District No. 08-01, Subdivision Sunrise Villas, Tract Map 856.
- 2-F. Consider approval of Resolution No. 3142 and Resolution No. 3143, regarding annual update of existing Landscaping Assessment District No. 08-02, Subdivision Patterson Avenue, Tract Map 785.
- 2-G. Consider approval of Resolution No. 3144 and Resolution No. 3145, regarding annual update of existing Public Facility Maintenance District (PFMD) Assessment District No. 18-01, Subdivision Sierra Estates 2, Tract 925
- 2-H. Ratify Proclamation No. 2022-05 proclaiming May 2022 as Community Action Month.
- 2-I. Consider approval of Final Map 21-03 that was approved by the Planning Commission on June 21, 2021.
- 2-J. Consider approval of Final Map 22-02 submitted by Zumwalt Hansen representing Mr. Shayne Crapo for property located at 975 Van Dorsten and 1220 Hanna Avenue APN # 030-165-012.
- 2-K. Consider approval of Final Map 22-01 submitted by Zumwalt Hansen representing New Life Tabernacle Church for property located at APN # 030-022-025 625 Soto Avenue.
- 2-L. Consider approval of Final Map 22-03 submitted Zumwalt Hansen a QK Company representing Roger E. Daniel for property located at APN # 030-092-001 700 Otis Avenue.
- 2-M. Consider Rejection of the Claim by American Dream Property Management.

3. **APPROPRIATIONS (VV)**

Following Council discussion, a **motion** was made by Palmerin and seconded by Ojeda to approve warrant register dated June 14, 2022. Motion carried by the following vote:

AYES: Nolen, Palmerin, and Ojeda
NOES:
ABSENT: Robertson and Zamora-Bragg

4. **PRESENTATIONS**

Presentation by Kathy Chambers with Moore and Associates regarding the Transit Triennial Performance Audit.

5. **PUBLIC HEARINGS** – None

6. **WRITTEN COMMUNICATIONS** – None

7. **STAFF REPORTS**

7-A. Following Council discussion, a **motion** was made by Ojeda and seconded by Palmerin to table 7-A for the next meeting. Motion carried by the following vote:

AYES: Nolen, Palmerin, and Ojeda
NOES:
ABSENT: Robertson and Zamora-Bragg

7-B. Following Council discussion, a **motion** was made by Ojeda and seconded by Palmerin to approve Resolution No. 3135 regarding updates to the City First Time Home Buyers (FTHB) Home Investment Partnership Program (HOME) Program guidelines. Motion carried by the following vote:

AYES: Nolen, Palmerin, and Ojeda
NOES:
ABSENT: Robertson and Zamora-Bragg

7-C. Chief Shortnacy presented the Corcoran Police Department 2021 annual report.

7-D. Discussion regarding illegal fireworks.

7-E. Reviewed the proposed City of Corcoran 2022-2023 Draft Fiscal Year proposed budget.

7-F. Following Council discussion, a **motion** was made by Ojeda and seconded by Palmerin to reject all the proposals of the RFP for Classification and Compensation Study. Motion carried by the following vote:

AYES: Nolen, Palmerin, and Ojeda
NOES:
ABSENT: Robertson and Zamora-Bragg

7-G. Following Council discussion, a **motion** was made by Ojeda and seconded by Palmerin to give direction to staff to bring the item 7-G regarding the strategic approach for ARPA funding to be used in Downtown Corcoran Revitalization. Motion carried by the following vote:

AYES: Nolen, Palmerin, and Ojeda
NOES:
ABSENT: Robertson and Zamora-Bragg

7-H. Kevin Tromborg, Community Development Director presented the 6th cycle, Regional Housing Needs Assessment Plan (RHNA).

8. **MATTERS FOR MAYOR AND COUNCIL**

- 8-A. Council received information items.
- 8-B. Staff received referral items.
- 8-C. Committee reports.

CLOSED SESSION – None

ADJOURNMENT **7:25 P.M.**

Jeanette Zamora-Bragg, Vice- Mayor

Marlene Spain, City Clerk

APPROVED DATE: _____

City of

CORCORAN

FINANCE DEPARTMENT

FOUNDED 1914

CONSENT CALENDAR
ITEM #: 2 C

MEMORANDUM

TO: City Council

FROM: Soledad Ruiz-Nuñez, Finance Director

DATE: June 16, 2022

MEETING DATE: June 28, 2022

SUBJECT: Compensation and benefit plan resolution for 2022-2023.

Recommendation:

Approve Resolution No. 3146, approving the Compensation and Benefit Plan for Fiscal Year 2022-2023.

Discussion:

The attached resolution reflects the current agreement with the three bargaining units and the unrepresented management group.

Budget Impact:

The new budget reflects the MOU agreements.

RESOLUTION NO. 3146

A RESOLUTION OF THE CITY COUNCIL OF THE CITY OF CORCORAN
ADOPTING A COMPENSATION AND BENEFIT PLAN
FOR THE FISCAL YEAR 2022-23

NOW, THEREFORE BE IT RESOLVED by the City Council of the City of Corcoran that adjustments to the compensation and benefits plan for the 2022-23 fiscal year be made and compensation shall be as indicated effective on the date specified below for the years above written:

I. Effective first full pay period after July 1, 2022, monthly compensation shall be as indicated for the following represented classifications:

Hourly rate may be calculated by dividing the monthly salary by 173.33.

<u>Classification</u>	<u>Step 1</u>	<u>Step 2</u>	<u>Step 3</u>	<u>Step 4</u>	<u>Step 5</u>	
Account Clerk	3,017	3,168	3,326	3,492	3,667	A,D,G,O
Administrative Assistant	3,414	3,585	3,764	3,953	4,150	A,D,G,O
Building Inspector I	4,291	4,506	4,731	4,967	5,216	A,D,G,I,O
Building Inspector II	4,968	5,216	5,477	5,751	6,038	A,D,G,I,O
Chief Fleet Mechanic	3,835	4,027	4,228	4,440	4,662	C,D,F,G,I,O
Clerk/Dispatcher I	3,314	3,480	3,654	3,837	4,029	B,D,H,I,P
Clerk/Dispatcher II	3,513	3,689	3,873	4,067	4,270	B,D,H,I,P
Code Enforcement Officer	3,548	3,725	3,912	4,107	4,313	C,D,G,I,O
CSO/Animal Control	3,282	3,446	3,619	3,800	3,990	B,D,E,H,I,P
CSO/Prop & Evidence Tech	3,282	3,446	3,619	3,800	3,990	B,D,E,G,I,O
Fleet Mechanic	3,580	3,759	3,947	4,144	4,352	C,D,FG,I,O
Maintenance Worker I	2,934	3,080	3,234	3,396	3,566	C,D,F,G,I,O
Maintenance Worker II	3,300	3,465	3,638	3,820	4,011	C,D,F,G,I,O
Parks & Streets Maint Supervisor	4,462	4,685	4,919	5,165	5,423	C,D,F,G,I,O
Police Corporal	4,941	5,188	5,447	5,720	6,006	B,D,H,I,P
Police Officer I	4,483	4,708	4,943	5,190	5,450	B,D,H,I,P
Police Officer II	4,707	4,942	5,189	5,449	5,721	B,D,H,I,P
Police Sergeant	5,636	5,918	6,214	6,524	6,851	B,D,H,I,P
Records Clerk I	2,975	3,124	3,280	3,444	3,617	B,D,G,I,O
Records Clerk II	3,187	3,346	3,514	3,689	3874	B,D,G,I,O
Senior Account Clerk	3,365	3,533	3,710	3,895	4,090	A,D,G,O
Senior Clerk/Dispatcher	3,873	4,067	4,270	4,483	4,708	B,D,H,I,P
Senior Records Clerk	3,512	3,688	3,872	4,066	4,269	B,D,G,I,O
Transit Coordinator	3,567	3,745	3,932	4,129	4,335	C,D,G,O
Transit Operator I	2,674	2,808	2,949	3,096	3,251	C,D,G,I,O
Transit Operator II	3,584	3,764	3,952	4,149	4,357	C,D,G,I,O
Water Chief Plant Operator	6,802	7142	7499	7874	8268	C,D,E,F,G,I,O
Water Shift Operator	4,620	4,851	5,094	5,349	5,616	C,D,E,F,G,I,O
Water Lead Shift Operator	5,480	5,754	6,041	6,343	6,661	C,D,E,F,G,I,O
Water Utility Operator	3,723	3,910	4,105	4,310	4,526	C,D,E,F,G,I,O
Water Utility Worker	3,154	3,312	3,477	3,651	3,834	C,D,E,F,G,I,O
WWTP Chief Plant Operator	5,587	5,867	6,160	6,468	6,791	C,D,E,F,G,I,O
WWTP Lead Utility Operator	4,541	4,768	5,006	5,257	5,520	C,D,E,F,G,I,O
WWTP Utility Operator I	3,364	3,533	3,709	3,895	4,089	C,D,E,F,G,I,O
WWTP Utility Operator II	3,913	4,109	4,314	4,530	4,756	C,D,E,F,G,I,O
WWTP Operator In Training	2,622	2,754	2,891	3,095	3,251	C,D,E,F,G,I,O

II. Effective first full pay period after July 1, 2022, monthly compensation shall be as indicated for the following unrepresented classification:

Hourly rate may be calculated by dividing the monthly salary by 173.33.

<u>Classification</u>	<u>Step 1</u>	<u>Step 2</u>	<u>Step 3</u>	<u>Step 4</u>	<u>Step 5</u>	
Accountant	4,571	4,799	5,039	5,291	5,556	C,G,O,Q
Deputy City Clerk/Executive Assistant	3,953	4,150	4,358	4,576	4,804	C,G,O,Q
Executive Assistant (PD)	4,264	4,477	4,701	4,936	5,182	C,G,O,Q

III. Effective first full pay period after July 1, 2020, monthly compensation shall be as indicated for the following management classifications:

Hourly rate may be calculated by dividing the monthly salary by 173.33.

<u>Classification</u>	<u>Step 1</u>	<u>Step 2</u>	<u>Step 3</u>	<u>Step 4</u>	<u>Step 5</u>	
Asst to the City Manager/ City Clerk	5,557	5,835	6,127	6,433	6,755	C,G,O,Q
Communications/Records Manager	5,201	5,461	5,734	6,021	6,322	C,G,I,O,Q
Community Dev Director/Bld Official	9,050	9,503	9,978	10,477	11,001	C,G,O,Q
Finance Director	9,772	10,260	10,773	11,312	11,878	C,G,O,Q
Deputy Police Chief	8,363	8,782	9,221	9,682	10,166	C,G,I,O,Q
Police Chief	10,166	10,675	11,208	11,769	12,357	C,G,I,O,Q
Public Works Director	9,694	10,179	10,688	11,223	11,784	C,G,I,O,Q
Public Works Superintendent	5,835	6,127	6,434	6,755	7,093	C,G,I,O,Q

Step 1. The first step of the salary range of the City of Corcoran's Compensation Plan.

Step 2. Available to those employees who have completed one year of satisfactory performance in Step 1 of the compensation plan and have met all other merit increase provisions.

Step 3. Available to those employees who have completed one year of satisfactory performance in Step 2 of the compensation plan and have met all other merit increase provisions.

Step 4. Available to those employees who have completed one year of satisfactory performance in Step 3 of the compensation plan and have met all other merit increase provisions.

Step 5. Available to those employees who have completed one year of satisfactory performance in Step 4 of the compensation plan and have met all other merit increase provisions.

Police Officers assigned to the following specialty assignments will receive a base pay rate 5% above their current step:

MCTF/Narcotics Task Force/Gang Task Force
 School Resource Officer
 Detective
 K-9

Police Officers assigned as Field Training Officers will receive a base pay rate 3% above their current step, for any pay period during which they perform this function.

Clerk/Dispatchers will receive specialty assignment pay of \$50 per pay period for any dispatcher assigned to train a newly employed dispatcher.

Clerk/Dispatcher and Record Clerks will receive a \$50 stipend for each occurrence when asked to serve as jail matron with a maximum of \$200 per month.

Longevity Pay as per MOU.

VI. Effective first full pay period after July 1, 2022, compensation shall be as indicated for the following part-time positions:

Administrative Assistant	\$17.00
Clerk Dispatcher	\$18.00
Crossing Guard	\$16.00
Office Clerk	\$17.00
Police Officer Trainee (Aca)	\$22.94

Records Clerk	\$16.00
Reserve Police Officer-Level 1	\$24.15
Transit Driver	\$16.00

CONDITION NOTES/FULL-TIME EMPLOYEES, conditions J, K, L, M and R apply to all full-time employees.

- A. Works 40 hour per week on weekdays.
- B. Works shifts assigned by the Department Head
- C. Works 40 hours per week and/or as necessary.
- D. Authorized overtime compensated at one and one-half times the hourly shift rate as per Sections 517 and 519 of the City of Corcoran Personnel Manual and current Memorandums of Understanding.
- E. Authorized to receive standby pay at the rate of \$150 per week, with an additional \$25 for each holiday that falls within a standby period.
- F. Authorized to receive a minimum of two hours overtime accumulation when called back to duty. This compensation to be in addition to any standby pay received.
- G. Observes eleven municipal holidays on a guaranteed basis.
- H. Does not observe municipal holidays, but receives holiday in-lieu compensation of 4 ½% of the employee's annual salary.
- I. Eligible for uniform maintenance and allowance as provided below and to be disbursed as indicated:

1. Police Officers, Chief and Deputy Chief	\$1,000.00	paid in December and June (in arrears)
2. Community Service Officers	\$700.00	paid in December and June (in arrears)
3. Dispatchers, Records Clerks and Communications/Records Manager	\$500.00	paid in December and June (in arrears)
4. Public Works Director	\$500.00	paid in July (in advance)
5. Building Division	\$500.00	paid in July (in advance)
6. Reserves	\$400.00	paid in December and June (in arrears)

- J. Effective July 1, 2018
CPOA: The City's contribution towards the employees' monthly premiums for health and welfare insurance programs for employees will continue to be 80% of the total cost for employees hired before January 1, 2013. For employees hired after January 1, 2013 the City's contribution towards the employees' monthly premiums for health and welfare insurance programs will be 70% of the total cost.

Employees in CLOCEA, Local 39, or Unrepresented: The City contribution towards the employees' monthly premium for health and welfare insurance programs for employees will be 75% of the total cost.

Employees who have medical coverage elsewhere and opt out of the City's plan are eligible to receive \$150 a month in the form of a contribution to a Deferred Comp account.

- K. Effective July 1, 2015, **sick** leave shall continue to be accrued as follows:
 - 1. 3.69 hours per biweekly pay period for employees on 8 hour shifts, 4.06 hours per biweekly pay period for employees on 10 hour shifts and 4.43 hours per biweekly pay period for employees on 12 hour shifts.
 - 2. Unused sick leave may be sold back to the City as per the current Memorandum of Understanding and/or City Personnel Manual.
- L. Effective July 1, 2015, **vacation** leave hours shall be accrued per biweekly pay period as follows:

<u>Years of Service</u>	<u>8 hour shifts</u>	<u>10 hour shifts</u>	<u>12 hour shifts</u>
0 - 4	3.08	3.39	3.70
5 - 9	4.62	5.08	5.54
- 10 or more	6.15	6.77	7.39

Administrative leave shall be credited to the following positions in the amounts shown on an annual basis.

4 days	Executive Assistant--Police Department Accountant Human Resources Coordinator
7 days	City Manager

Departments Heads
Assistant to the City Manager/City Clerk
Assistant Community Development Director/Building Official
Deputy Police Chief
Communications/Records Manager
Public Works Superintendent

No employee shall accumulate more than thirty (30) (45 for management) days vacation leave regardless of length of service without approval from the City Manager.

Employees may sell up to 5 days of accumulated vacation a year as long as they maintain 20 days accumulation, as per the current Memorandum of Understanding. CPOA employees may sell up to an additional 160 hours at 60% of hourly rate per Memorandum of Understanding.

- M. Effective July 1, 2015, the reimbursement rate for use of a personal vehicle for City Business will continue to be the current IRS reimbursement rate or per the Travel and Training Policy.
- O. Eligible to receive one floating holiday a year.
- P. Eligible to receive two floating holidays a year.
- Q. Eligible for a City match of \$1 for every \$1 of contributions to a deferred compensation plan by the employee, up to a maximum of 5% of the employee's salary.
- R. Retirement benefits for full-time employees are provided by contract with CalPERS. Employees as of July 1, 2012 are covered under 2%@55(single highest year) for miscellaneous employees and 3%@55(single highest year) for safety employees. Effective January 1, 2013 a two-tier plan was established with new employees covered under 2%@62(final three years) for miscellaneous employees and 2.7%@57(final three years) for safety employees. Plan costs are split between the City and employee in accordance with the current MOU.

Passed and approved at the regular meeting of the City Council of the City of Corcoran held on the 23rd day of June, by the following vote:

AYES:

NOES:

ABSENT:

APPROVED: _____
Patricia Nolen, Mayor

ATTEST: _____
Marlene Lopez, City Clerk

CLERKS CERTIFICATE

City of Corcoran }
County of Kings } ss.
State of California }

I, _____, hereby certify that the foregoing is a full, true and correct copy of a resolution passed and adopted by the City Council of the City of Corcoran at a regular meeting held on the ___ th day of _____, by the vote as set forth therein.

DATED:

ATTEST:

City Clerk

[seal]

RESOLUTION NO. 3149

**A RESOLUTION OF THE CITY COUNCIL OF THE CITY OF CORCORAN
AUTHORIZING THE GRANT ACCEPTANCE AND APPROVING AUTHORIZED
SIGNATURE DESIGNEES**

WHEREAS, The City of Corcoran is eligible to receive State funding for certain Water Supply Projects, through the California Department of Water Resources and,

WHEREAS, The Budget Act of 2021 (Stats. 2021, ch. 240) designated \$1,500,000 in funding to The City of Corcoran to assist in financing the Well 5F Project; and Master Agreements, Funding Agreements and/or Fund Transfer Agreements need to be executed with the California Department of Water Resources before such funds could be claimed and,

WHEREAS, The City of Corcoran wishes to delegate authorization to execute these agreements and any amendments thereto to the City Manager and/or the Public Works Director so they are authorized to execute all Master Agreements, Funding Agreements, Fund Transfer Agreements, and any amendments thereof with the California Department of Resources.

THEREFORE, BE IT RESOLVED by the City Council of The City of Corcoran as follows:

1. The City of Corcoran City Manager and/or Public Works Director is hereby authorized and directed to execute the funding agreement with the Department of Water Resources and any amendments thereto.
2. The City of Corcoran City Manager and/or Public Works Director is hereby authorized and directed to submit any required documents, invoices, and reports required to obtain grant funding.

CERTIFICATION I hereby certify that the foregoing Resolution was duly and regularly adopted by the City Council of the City of Corcoran at the meeting held on June 28th.

AYES:

NOES:

ABSTAIN:

ABSENT:

Patricia Nolen

Mayor, City of Corcoran

APPROVED:

ATTEST:

Marlene Spain

City Clerk

Accounts Payable

Blanket Voucher Approval Document



User: spineda
Printed: 06/14/2022 - 2:45PM
Warrant Request Date: 6/13/2022
DAC Fund:

Batch: 00502.06.2022 - Wrmt Register 6/14/22 FY22

Line	Claimant	Amount
1	A & M Consulting Engineers	44,678.46
2	A+ Quality Concrete Construction Inc.	9,950.00
3	Agro Natural Sciences	832.28
4	Amtrak	1,625.00
5	Amtrak	1,625.00
6	Anthony Chavez	115.00
7	AT&T	125.00
8	Auto Zone, Inc.	572.04
9	Az Auto Parts	1,664.54
10	BB Screen Printing	117.99
11	Best Deal Food Co Inc.	40.85
12	CA Police Chiefs Association	145.00
13	California Department of Transportation	50.66
14	Caves & Associates	525.00
15	Central Valley Refrigeration Inc.	429.25
16	Central Valley Sweeping LLC	6,380.00
17	City of Corcoran	109.05
18	City of Corcoran	987.59
19	College of the Sequoias	145.00
20	Corcoran Publishing Company	330.00
21	Data Ticket Inc	551.92
22	Direct Distributing, Inc.	704.57
23	Ewing Irrigation Products, Inc	199.39
24	Fastenal Company	66.42
25	Ferguson Enterprises, Inc	2,225.48
26	Fresno City College	3,337.00
27	Frontier Communications	299.17
28	Frontier Communications	127.83
29	Frontier Communications	77.75
30	Frontier Communications	176.76
31	Frontier Communications	46.51
32	Frontier Communications	208.72
33	Frontier Communications	64.70
34	Frontier Communications	104.36
35	Frontier Communications	127.83
36	Frontier Communications	286.20
37	Galindo Farms Discing	1,000.00
38	Gary V. Burrows Inc.	3,366.14
39	Hach Company	363.42
40	Hanford Veterinary Hospital	67.59
41	Hinderliter, deLlames & Assoc	1,429.29
42	Hofmans Nursery	1,334.15
43	Kings County Fire Department	177,305.00
44	Kings Waste & Recycling	38,400.90
45	Lawrence Tractor	2,450.85
46	Manuel Carrillo	640.00

Accounts Payable Voucher Approval List



User: spineda
 Printed: 06/14/2022 - 2:47PM
 Batch: 00502.06.2022 - Wmt Register 6/14/22 FY22

Warrant Date	Vendor	Description	Account Number	Amount
6/13/2022	A & M Consulting Engineers	STP FUND: CML 5223-022 PHASE 1 BICYCLE & PEDESTRIAN F 141-434-300-200	109-434-300-200	13,662.00
6/13/2022	A & M Consulting Engineers	HSPSL-5223 -024 CYCLE 10: 100% PLANS	109-434-300-200	17,595.46
6/13/2022	A & M Consulting Engineers	STP FUND: CML 5223-022 PHASE 2 BICYCLE & PEDESTRIAN F 141-434-300-200	109-434-300-200	5,628.00
6/13/2022	A & M Consulting Engineers	STP FUND: CML 5223-022 PHASE 1 BICYCLE & PEDESTRIAN F 141-434-300-200	109-434-300-200	7,793.00
6/13/2022	A+ Quality Concrete Construction Inc.	REPCL LIFTED SIDEWALK @ CHASE & HANNA	109-434-300-218	9,950.00
6/13/2022	Agro Natural Sciences	CHRISTMAS TREE PARK	104-412-300-210	832.28
6/13/2022	Amtrak	TICKETS 125 CORCORAN TO HANFORD	145-410-300-292	812.50
6/13/2022	Amtrak	TICKETS 125 HANFORD TO CORCORAN	145-410-300-292	812.50
6/13/2022	Amtrak	TICKETS 125 CORCORAN TO HANFORD	145-410-300-292	812.50
6/13/2022	Amtrak	TICKETS 125 HANFORD TO CORCORAN	145-410-300-292	812.50
6/13/2022	Anthony Chavez	WATER DISTRIBUTION EXAM REVIEW CLASS	105-437-300-270	115.00
6/13/2022	AT&T	LEA PHONE PING 5/27/-28/22	104-421-300-200	125.00
6/13/2022	Auto Zone, Inc.	FILTERS FOR SERVICE	109-434-300-260	16.54
6/13/2022	Auto Zone, Inc.	FILTERS FOR SERVICE AC UNIT 271	120-435-300-260	15.03
6/13/2022	Auto Zone, Inc.	MOTOR OIL UNIT 271	120-435-300-260	24.56
6/13/2022	Auto Zone, Inc.	BULB FOR STOCK SUPPLIES	104-433-300-210	5.16
6/13/2022	Auto Zone, Inc.	FILTERS FOR SERVICE UNIT 259	120-435-300-260	16.54
6/13/2022	Auto Zone, Inc.	STARTER WARRENTY	109-434-300-260	-100.34
6/13/2022	Auto Zone, Inc.	FILTERS FOR SERVICE UNIT 146	109-434-300-260	150.87
6/13/2022	Auto Zone, Inc.	FRONT BRAKE PADS UNIT 146	109-434-300-260	37.88
6/13/2022	Auto Zone, Inc.	BRAKE PADS UNIT 146 WARRENTY	109-434-300-260	-37.88
6/13/2022	Auto Zone, Inc.	FILTERS FOR SERVICE UNIT 249	120-435-300-260	16.54
6/13/2022	Auto Zone, Inc.	OIL FILTERS UNIT 284	105-437-300-260	15.25
6/13/2022	Auto Zone, Inc.	OIL FILTERS FOR SERVICE UNIT 284	105-437-300-260	5.51
6/13/2022	Auto Zone, Inc.	BUS 167 AC COMPRESSOR	145-410-300-260	230.67
6/13/2022	Auto Zone, Inc.	BUS 167 AC COMPRESSOR	145-410-300-260	-230.67
6/13/2022	Auto Zone, Inc.	BRAKE CLEAN FOR SHOP USE	104-433-300-210	64.69
6/13/2022	Auto Zone, Inc.	BUS 167 PAG DYE	145-410-300-260	21.41
6/13/2022	Auto Zone, Inc.	BUS 167 PIGTAIL CONNECTOR	145-410-300-260	6.38
6/13/2022	Auto Zone, Inc.	OIL FILTER	104-421-300-260	3.13
6/13/2022	Auto Zone, Inc.	BATTERY	104-421-300-260	6.59
6/13/2022	Auto Zone, Inc.	BRAKE PADS	104-421-300-260	37.88
6/13/2022	Auto Zone, Inc.	AIR/OIL FILTER	104-421-300-260	16.97
6/13/2022	Auto Zone, Inc.	BRAKE PADS	104-421-300-260	36.14

6/13/2022	Auto Zone, Inc.	BUS 167 DURALAST GOLD BATTERY	145-410-300-260	159.38
6/13/2022	Auto Zone, Inc.	CRC CLEANER FOR SHOP USE	104-433-300-210	21.73
6/13/2022	Auto Zone, Inc.	FILTERS FOR SERVICE UNIT 149	109-434-300-260	29.83
6/13/2022	Auto Zone, Inc.	CARB CLEARNER RETURN	104-433-300-210	-25.85
6/13/2022	Auto Zone, Inc.	PENETRATING OIL FOR SHOP USE	104-433-300-210	28.10
6/13/2022	Az Auto Parts	UNIT 211 MAINT	105-437-300-260	127.62
6/13/2022	Az Auto Parts	SEWER STATION REPAIR	120-435-300-140	72.51
6/13/2022	Az Auto Parts	SEWER STATION REPAIR	120-435-300-140	14.02
6/13/2022	Az Auto Parts	BOX SUPPLIES	105-437-300-210	53.39
6/13/2022	Az Auto Parts	SUPPLIES	105-437-300-210	11.12
6/13/2022	Az Auto Parts	AC RELAY FOR UNIT 148	109-434-300-260	10.28
6/13/2022	Az Auto Parts	WTP VEHICLES CLEANING SUPPLIES	105-437-300-260	25.87
6/13/2022	Az Auto Parts	STRAPS-LIFT SUPPORT	105-437-300-210	56.63
6/13/2022	Az Auto Parts	RAGS	105-437-300-210	29.23
6/13/2022	Az Auto Parts	SEWER STATION REPAIR	120-435-300-140	14.86
6/13/2022	Az Auto Parts	SEWER STATION REPAIR	120-435-300-140	47.60
6/13/2022	Az Auto Parts	WTP VEHICLES CLEANING SUPPLIES	105-437-300-260	29.29
6/13/2022	Az Auto Parts	CRIMP WIRE UNIT 203	104-412-300-260	25.23
6/13/2022	Az Auto Parts	FUEL HOSE UNIT 203	104-412-300-260	65.18
6/13/2022	Az Auto Parts	SEWER STATION REPAIR	120-435-300-140	22.69
6/13/2022	Az Auto Parts	FRONT END PARTS UNIT 225	104-421-300-260	68.83
6/13/2022	Az Auto Parts	BUS 216 HOSE & CLAMPS	145-410-300-260	19.87
6/13/2022	Az Auto Parts	BUS 167 LEAK DETECTOR, ELECTRICAL PIGTAIL	145-410-300-260	20.82
6/13/2022	Az Auto Parts	BUS 167 TURN SIGNAL SWITCH	145-410-300-260	201.43
6/13/2022	Az Auto Parts	PAINT SUPPLIES FOR PARK BENCHESD	104-412-300-140	168.84
6/13/2022	Az Auto Parts	BUS 167 LIGHT CONNECTOR	145-410-300-260	28.96
6/13/2022	Az Auto Parts	PAINT SUPPLIES FOR PARK BENCHES	104-412-300-140	26.80
6/13/2022	Az Auto Parts	BUS 167 WIPER MOTOR	145-410-300-260	276.94
6/13/2022	Az Auto Parts	SCOTCH BRUTE HAND PADS FOR BENCHES	104-412-300-140	11.80
6/13/2022	Az Auto Parts	FILTERS AND OIL FOR UNIT 279	109-434-300-140	78.07
6/13/2022	Az Auto Parts	FILTERS FOR SERVICE UNIT 211	105-437-300-140	38.00
6/13/2022	Az Auto Parts	AIR CHECK FOR SHOP USE	104-433-300-210	20.99
6/13/2022	Az Auto Parts	STRUPE MACHINE	109-434-300-140	3.14
6/13/2022	Az Auto Parts	BUS 167 LIGHT CONNECTOR, LIGHT SWITCH	145-410-300-260	79.35
6/13/2022	Az Auto Parts	FINANCE CHARGE APRIL 2022	120-435-300-140	6.01
6/13/2022	Az Auto Parts	FINANCE CHARGE MAY 2022	120-435-300-140	9.17
6/13/2022	BB Screen Printing	CAT ADVERTISEMENTS	145-410-300-156	117.99
6/13/2022	Best Deal Food Co Inc.	AC/KENNELS	104-421-300-203	40.85
6/13/2022	CA Police Chiefs Association	MEMBERSHIP RENEWAL CRAMER	104-421-300-170	145.00
6/13/2022	California Department of Transportation	SIGNAL & LIGHTING JAN 2022 MARCH 2022 NRTH ENTRANCI	109-434-300-160	50.66
6/13/2022	Caves & Associates	NEGOTIATIONS JUNE 2022	104-402-300-200	525.00
6/13/2022	Central Valley Refrigeration Inc.	EVIDENCE COOLER REPAIR	104-421-300-210	429.25
6/13/2022	Central Valley Sweeping LLC	STREET SWEEPING MAY 2022	112-438-300-200	2,128.00
6/13/2022	Central Valley Sweeping LLC	STREET SWEEPING MAY 2022	109-434-300-200	2,126.00

6/13/2022	Central Valley Sweeping LLC	STREET SWEEPING MAY 2022	121-439-300-200	2,126.00
6/13/2022	City of Corcoran	CITY SVC 1630 BREWER	301-430-300-316	109.05
6/13/2022	City of Corcoran	PER DIEM K PEREZ POST REC CLERK TRAINING	104-421-300-270	248.00
6/13/2022	City of Corcoran	PER DIEM T DANIEL EVID TECH TRAINING	104-421-300-270	110.00
6/13/2022	City of Corcoran	POSTAGE	104-432-300-152	0.67
6/13/2022	City of Corcoran	PER DIEM S PFARR EXTRADITION	104-421-300-270	138.00
6/13/2022	City of Corcoran	PER DEIM SEVILLA	104-421-300-270	60.00
6/13/2022	City of Corcoran	PER DEIM CASTILLO	104-421-300-270	248.00
6/13/2022	City of Corcoran	DISPATCH INHOUSE TRAINING	104-421-300-270	110.97
6/13/2022	City of Corcoran	TOUCH UP PAINT	104-421-300-210	71.95
6/13/2022	College of the Sequoias	FTO MCALISTER TRAINING	104-421-300-270	145.00
6/13/2022	Corcoran Publishing Company	CAT AD MAY 2022	145-410-300-156	258.00
6/13/2022	Corcoran Publishing Company	NIXLE ADS 5/5 & 5/19	104-421-300-156	72.00
6/13/2022	Data Ticket Inc	CODE ENFORCEMENT CITATION PROCESSING MAY 2022	104-406-300-200	551.92
6/13/2022	Direct Distributing, Inc.	WTP SUPPLIES	105-437-300-210	704.57
6/13/2022	Ewing Irrigation Products, Inc	HOMELESS VANDALISM: SUPPLIES FOR JOHN MAROOT PARK	104-412-300-210	199.39
6/13/2022	Fastenal Company	BOLTS SUPPLIES FOR PARK BENCHES	104-412-300-140	66.42
6/13/2022	Ferguson Enterprises, Inc	PO#24809-RESURP PUMP AT WWTP	120-435-300-140	2,225.48
6/13/2022	Fresno City College	TRAINING CASH	104-421-300-270	3,337.00
6/13/2022	Frontier Communications	ACCT#55999214080910985	104-432-300-220	127.83
6/13/2022	Frontier Communications	ACCT#55999212160621185	145-410-300-220	208.72
6/13/2022	Frontier Communications	ACCT#20914815380301985	136-415-300-220	46.51
6/13/2022	Frontier Communications	ACCT#55999210200731195	104-421-300-220	299.17
6/13/2022	Frontier Communications	ACCT#55999212650917185	120-435-300-220	64.70
6/13/2022	Frontier Communications	ACCT#55999512160621185	120-435-300-220	104.36
6/13/2022	Frontier Communications	ACCT#55999514080910985	104-432-300-220	127.83
6/13/2022	Frontier Communications	ACCT#55999227750604085	104-432-300-220	176.76
6/13/2022	Frontier Communications	ACCT#55999241850629065	105-437-300-220	286.20
6/13/2022	Frontier Communications	ACCT#55999286801122995	104-432-320-220	77.75
6/13/2022	Galindo Farms Discing	BUSINESS PARK A VE EXCESSIVE WEED AND DEBRISE LABC 301-430-300-200	1,000.00	
6/13/2022	Gary V. Burrows Inc.	FUEL STATEMENT	104-421-300-250	1,957.80
6/13/2022	Gary V. Burrows Inc.	FUEL STATEMENT	104-433-300-250	167.11
6/13/2022	Gary V. Burrows Inc.	FUEL STATEMENT	109-434-300-250	651.11
6/13/2022	Gary V. Burrows Inc.	FUEL STATEMENT	112-438-300-250	213.04
6/13/2022	Gary V. Burrows Inc.	FUEL STATEMENT	120-435-300-250	52.11
6/13/2022	Gary V. Burrows Inc.	FUEL STATEMENT	105-437-300-250	324.97
6/13/2022	Hach Company	SUPLS FREE CHLORINE PLOWES	105-437-300-210	363.42
6/13/2022	Hanford Veterinary Hospital	CANINE UNIT	104-421-300-217	67.59
6/13/2022	Hinderliter, deLJames & Assoc	CONTRACT SERVICES SALES TAX APRIL TO JUNE 2022	104-405-300-200	1,104.60
6/13/2022	Hinderliter, deLJames & Assoc	HDL AUDIT SVCS	104-405-300-200	24.69
6/13/2022	Hinderliter, deLJames & Assoc	CONTRACT TRANSACTION TAX	104-405-300-200	300.00
6/13/2022	Hofmans Nursery	TREES FOR DOWNTOWN	138-428-300-200	1,334.15
6/13/2022	Kings County Fire Department	2 Q OCT TO DEC 2021	138-427-300-206	177,305.00
6/13/2022	Kings Waste & Recycling	GREEN WASTE 155.92 UNITS/TONS	112-436-300-192	6,236.80

6/13/2022	Kings Waste & Recycling	BLUE CANS 74.97 UNITS/TONS	112-436-300-192	2,998.80
6/13/2022	Kings Waste & Recycling	MISC COMM 502.85 UNITS/TONS	112-436-300-192	29,165.30
6/13/2022	Lawrence Tractor	EQUIPT MAINT JOHN DEERE	104-412-300-140	800.91
6/13/2022	Lawrence Tractor	EQUIPT MAINT JOHN DEERE	104-412-300-140	1,649.94
6/13/2022	Manuel Carrillo	PER DIEM ICI SEXUAL ASSULT	104-421-300-270	248.00
6/13/2022	Manuel Carrillo	NASRO PER DIEM	104-421-300-270	392.00
6/13/2022	Matson Alarm Co. Inc.	RAO ALARM SYSTEM MONITORING & SVC	136-415-300-200	126.50
6/13/2022	Molina Customs Body Shop	UNIT 203 PAINTED	109-434-300-200	2,387.94
6/13/2022	Nacho's Automotive	BUS 167 AC SVC	145-410-300-260	192.01
6/13/2022	Nacho's Automotive	AC REPAIR	104-421-300-260	151.65
6/13/2022	Navia Benefit Solutions	COBRA ADMIN MAY 2021	104-402-300-200	35.00
6/13/2022	Office Depot	OFFICE SUPPLIES	145-410-300-210	721.06
6/13/2022	Office Depot	BATTERIES	145-410-300-210	29.76
6/13/2022	Office Depot	OFFICE SUPPLIES	145-410-300-210	14.85
6/13/2022	O'Reilly	SPRING FOR HAMMER DRILL	104-433-300-140	5.39
6/13/2022	O'Reilly	SPRING FOR HAMMER DRILL-CREDIT FOR RETURN	104-433-300-210	-5.39
6/13/2022	O'Reilly	GENERATOR	120-435-300-210	106.06
6/13/2022	O'Reilly	BLACK PAINT FOR BENCHES	104-412-300-140	140.70
6/13/2022	O'Reilly	BRAKE TOOL FOR SHOP USE	104-433-300-210	64.94
6/13/2022	Pace Analytical Services, LLC	MONTHLY ARSENIC TESTING SAMPLES MAY 2022	120-435-300-200	487.50
6/13/2022	Pacific Orchard Development, Inc.	PISTACHIO PROJECT: TIPPING TREES	139-450-300-200	1,833.65
6/13/2022	PG&E	ACCT 99497000756-9	111-601-300-240	9.53
6/13/2022	PG&E	ACCT 99497000756-9	145-410-300-240	518.43
6/13/2022	PG&E	ACCT 99497000756-9	138-413-300-200	3,698.57
6/13/2022	PG&E	ACCT 99497000756-9	104-412-300-240	1,317.31
6/13/2022	PG&E	ACCT 99497000756-9	104-432-300-240	6,754.19
6/13/2022	PG&E	ACCT 99497000756-9	104-432-320-240	390.89
6/13/2022	PG&E	ACCT 99497000756-9	109-434-300-240	460.38
6/13/2022	PG&E	ACCT 99497000756-9	120-435-300-240	14,052.22
6/13/2022	PG&E	ACCT 99497000756-9	121-439-300-240	572.52
6/13/2022	PG&E	ACCT 5304135173-4	105-437-300-240	103,224.66
6/13/2022	PG&E	ACCT 5304135173-4	111-602-300-200	276.16
6/13/2022	PG&E	ACCT 5304135173-4	111-601-300-240	77.82
6/13/2022	PG&E	ACCT 5304135173-4	111-603-300-240	12.38
6/13/2022	PG&E	ACCT 5304135173-4	111-604-300-240	153.78
6/13/2022	PG&E	ACCT 5304135173-4	104-412-300-240	12.23
6/13/2022	PG&E	ACCT 5304135173-4	109-434-300-240	4,135.69
6/13/2022	PG&E	ACCT 12268278483	111-605-300-200	82.44
6/13/2022	PG&E	ACCT84659647279	105-437-300-240	4,503.35
6/13/2022	PG&E	ACCT13015938064	301-430-300-316	9.53
6/13/2022	PG&E	ACCT 02640094583	104-432-300-240	3,317.94
6/13/2022	PG&E	ACCT 27777837660	301-430-300-316	198.88
6/13/2022	PG&E	ACCT 94172356415	105-437-300-240	41.57
6/13/2022	PG&E		301-430-300-316	9.55

6/13/2022	PG&E	ACCT8796488111-1	301-430-300-316	14.91
6/13/2022	Price, Paige & Company	CONSULT WORK 22	104-405-300-200	5,576.00
6/13/2022	ProForce Law Enforcement	SIG MAG	104-421-300-210	397.38
6/13/2022	ProForce Law Enforcement	TSR/CART	104-421-300-210	1,297.16
6/13/2022	Quinn Company	HYDROLIC HOSE UNIT 211	105-437-300-140	60.01
6/13/2022	Skyler Pfarr	ICI SEXUAL ASSULT PER DIEM TRAINING	104-421-300-270	248.00
6/13/2022	Springbrook Holding Company LLC	MAY 2022 ONLINE PAYMENT	105-437-300-200	812.74
6/13/2022	Springbrook Holding Company LLC	MAY 2022 ONLINE PAYMENT	112-436-300-200	406.38
6/13/2022	Springbrook Holding Company LLC	MAY 2022 ONLINE PAYMENT	120-435-300-200	243.83
6/13/2022	Springbrook Holding Company LLC	MAY 2022 ONLINE PAYMENT	121-439-300-200	162.55
6/13/2022	State Water Resources Control	D-3 EXAM APP D ZABLE	105-437-300-160	90.00
6/13/2022	The Gas Company	ACCT 00888349024	145-410-300-242	23.72
6/13/2022	The Gas Company	ACCT 05463252576	104-432-300-242	34.71
6/13/2022	The Lawnmower Man	EQUIPT PARTS & LABOR	104-412-300-140	418.26
6/13/2022	The Lawnmower Man	STICK EDGER	104-412-300-140	891.37
6/13/2022	The Lawnmower Man	ECHO TRIMER/HAND BLOWER/DRUM LID/PRUNER, 10" BLAF	104-412-300-140	580.17
6/13/2022	The Printer	2021 WATER REPORT	105-437-300-170	3,919.79
6/13/2022	Tires 4 Less	SMALL DISK UNIT 92	120-435-300-140	250.01
6/13/2022	TSA Consulting Group, Inc.	MAY 2022 SVC FEE FOR 401 A PLAN ADMIN	104-405-300-200	50.00
6/13/2022	Tulare County Sheriff's Office		104-401-300-270	1,100.00
6/13/2022	Tule Trash Company	DUMP FEE	112-436-300-192	223.74
6/13/2022	Tule Trash Company	PULL FEE	112-436-300-200	915.70
6/13/2022	Tule Trash Company	PULL FREE PRISON 1	112-436-300-192	535.60
6/13/2022	Tule Trash Company	DUMP FEE PRISON 2	112-436-300-192	460.52
6/13/2022	Tule Trash Company	DUMP FEE PRISON 2	112-436-300-200	1,809.80
6/13/2022	Turnpseed Electric Svc Inc	REPAIR HS STORM DRAIN	121-439-300-140	3,367.96
6/13/2022	UNIFIRST Corporation	UNIFORMS COST X4	105-437-200-125	225.30
6/13/2022	UNIFIRST Corporation	UNIFORMS COST X80%	120-435-200-125	108.72
6/13/2022	UNIFIRST Corporation	UNIFORMS COST 20%	121-439-200-125	27.18
6/13/2022	UNIFIRST Corporation	UNIFORMS COST X80%	120-435-200-125	131.64
6/13/2022	UNIFIRST Corporation	UNIFORMS COST X20%	121-439-200-125	32.91
6/13/2022	UNIFIRST Corporation	UNIFORMS COST X2	104-412-200-125	72.52
6/13/2022	UNIFIRST Corporation	UNIFORMS COST X2	109-434-200-125	111.84
6/13/2022	UNIFIRST Corporation	UNIFORMS COST X1	104-432-200-125	32.41
6/13/2022	UNIFIRST Corporation	UNIFORMS COST X1	104-412-200-125	61.18
6/13/2022	UNIFIRST Corporation	UNIFORMS COST X1	104-432-200-125	52.60
6/13/2022	UNIFIRST Corporation	UNIFORMS COST X1	105-437-200-125	31.05
6/13/2022	UNIFIRST Corporation	UNIFORMS COST X80%	120-435-200-125	31.48
6/13/2022	UNIFIRST Corporation	UNIFORMS COST X20%	121-439-200-125	7.87
6/13/2022	UNIFIRST Corporation	UNIFORMS COST X1	109-434-200-125	49.30
6/13/2022	UNIFIRST Corporation	UNIFORMS COST X1	104-433-200-125	39.35
6/13/2022	UNIFIRST Corporation	UNIFORMS COST X80%	120-435-200-125	44.70
6/13/2022	UNIFIRST Corporation	UNIFORMS COST X80%	121-439-200-125	11.18
6/13/2022	UNIFIRST Corporation	UNIFORMS COST X1	104-433-200-125	55.82

6/13/2022	UNIFIRST Corporation	UNIFORMS COST X1	105-437-200-125	170.20
6/13/2022	UNIFIRST Corporation	UNIFORMS COST X4	145-410-200-125	213.75
6/13/2022	UNIFIRST Corporation	UNIFORMS COST X4	145-410-200-125	118.55
6/13/2022	UNIFIRST Corporation	UNIFORMS COST X1	104-433-200-125	92.85
6/13/2022	UNIFIRST Corporation	UNIFORMS COST X1	104-433-200-125	104.05
6/13/2022	UNIFIRST Corporation	UNIFORMS COST X6	105-437-200-125	182.85
6/13/2022	Univar USA Inc	RAC POOL	138-413-300-200	1,991.80
6/13/2022	Univar USA Inc	RAC POOL	138-413-300-200	626.77
6/13/2022	Urban Futures Inc	ANNUAL DISPATCHERS FY21	311-408-300-200	875.00
6/13/2022	USPS	POSTAGE FOR BILLING	104-405-300-150	4,200.00
6/13/2022	Vanir Construction Management, Inc.	POP 68 PARK GRANT CONST MNGT SVC APRIL 2022	307-449-500-530	18,125.00
6/13/2022	W3i Engineering	WEST LAGOON EXPANSION PROJECT	120-435-500-530	4,666.40
6/13/2022	WEX BANK	FUEL STATEMENT	104-406-300-250	139.58
6/13/2022	WEX BANK	FUEL STATEMENT	104-421-300-250	5,122.77
6/13/2022	WEX BANK	FUEL STATEMENT	105-437-300-250	2,587.36
6/13/2022	WEX BANK	FUEL STATEMENT	120-435-300-250	1,184.58
6/13/2022	WEX BANK	FUEL STATEMENT	109-434-300-250	491.99
6/13/2022	WEX BANK	FUEL STATEMENT	104-412-300-250	1,281.38
6/13/2022	WEX BANK	FUEL STATEMENT	104-431-300-250	332.79
6/13/2022	WEX BANK	FUEL STATEMENT	104-432-300-250	186.61
6/13/2022	WEX BANK	FUEL STATEMENT	104-432-300-250	-66.77
6/13/2022	WEX BANK	FUEL STATEMENT	145-410-300-250	3,965.15
6/13/2022	Wood Rogers, Inc.	CORCORAN WELL 5F	105-437-300-200	5,899.99

Warrant Total:

533,041.31

Accounts Payable



User: spineda
Printed: 6/14/2022 - 3:05 PM
Batch: 00522.06.2022 - Wmnt Register 6/14/22 FY22 -

Date	Vendor No	Vendor Name	Amount
06/14/2022	TULETRCO	Tule Trash Company	97,478.45
Check Total:			97,478.45

Accounts Payable Voucher Approval List



User: spineda
 Printed: 06/14/2022 - 3:05PM
 Batch: 00522.06.2022 - Wmt Register 6/14/22 FY22 - Tule Trash Payment

Warrant Date	Vendor	Description	Account Number	Amount
6/14/2022	Tule Trash Company	CONTRACT	112-436-300-200	113,790.95
6/14/2022	Tule Trash Company	CONTRACT	104-000-316-024	-14,485.59
6/14/2022	Tule Trash Company	CONTRACT	112-436-316-023	-1,826.91

Warrant Total:

Accounts Payable

Blanket Voucher Approval Document



User: spineda
Printed: 06/21/2022 - 11:05AM
Warrant Request Date: 6/21/2022
DAC Fund:

Batch: 00523.06.2022 - Wrnt Register 6/28/22 FY22

Line	Claimant	Amount
1	A & M Consulting Engineers	41,365.25
2	A+ Quality Concrete Construction Inc.	2,275.90
3	Associated Compressor & Equipment, LLC	624.49
4	AT&T Mobility	15.67
5	Az Auto Parts	292.43
6	Brenntag Pacific, Inc.	10,737.47
7	BSK Associates	7,584.78
8	Business Card- Bank of America Credit Cards	31,343.06
9	C & H Fence & Patio, Inc.	21,243.00
10	Cal West Rain	15,335.00
11	Cannon Financial Services, Inc.	455.24
12	Chemical Waste Management Inc	3,650.76
13	Circle T Farms Inc	2,635.00
14	Corcoran Community Foundation	50,000.00
15	Corcoran Heating & Air	4,315.00
16	Corcoran Publishing Company	820.00
17	CV Design Interiors Inc.	1,800.00
18	Debbie Bocanegra	200.00
19	Direct Distributing, Inc.	242.24
20	Dispensing Technology Corp	4,517.52
21	DOG WASTE DEPOT	248.96
22	Felder Communications	779.50
23	Frontier Communications	295.58
24	Grainger Inc	81.01
25	Great West Equipment, Inc.	3,487.03
26	Home Depot Credit Services	3,380.92
27	Images/RadioShack Dealer	28.11
28	Joan Smith	200.00
29	Jones Electric	605.00
30	Jorgensen & Company	249.70
31	JT2 Inc.	516,830.97
32	KRC Safety Co. Inc.	10,899.92
33	Miriam Silva	200.00
34	Nacho's Automotive	343.66
35	Nolan's Plumbing	1,335.04
36	Nutrien AG Solutions, Inc.	1,419.03
37	Office Depot	92.82
38	Pace Analytical Services, LLC	502.50
39	PACE Supply	872.16
40	Performance Industrial Controls	15,837.88
41	PG&E	519.73
42	Price, Paige & Company	5,200.00
43	Proclean Supply	1,109.66
44	Prudential Overall Supply	638.84
45	Public Interest Law Foundation	9,393.98
46	Quadient	3,279.95

47	Quality Pool Service	850.00	
48	Radius Tire Co.	124.00	
49	Richard's Chevrolet	62.78	
50	S & R Specialty Equipment	215.43	
51	Safety-Kleen Systems,Inc	370.22	
52	Sawtelle & Rosprim Hardware, Inc.	628.68	
53	Self Help Enterprises	24,091.79	
54	Simon & Hower, Inc.	9,000.00	
55	Simplot Grower Solutions	4,383.11	
56	SJVAPCD	819.00	
57	Springbrook Holding Company LLC	1,701.00	
58	Telstar Instruments	3,953.02	
59	TF Tire & Service	668.51	
60	The Gas Company	3,381.52	
61	Tires 4 Less	25.00	
62	TSA Consulting Group, Inc.	50.00	
63	Turnupseed Electric Svc Inc	493.07	
64	Univar USA Inc	9,511.86	
65	unWired Broadband	199.95	
66	Valley Elevator Inc.	361.00	
67	Valley Pump & Dairy Systems, Inc.	51,577.72	
68	Vanir Construction Management, Inc.	22,575.00	
69	Verizon Wireless	937.46	
70	W3i Engineering	8,064.50	
71	Wood Rogers, Inc.	5,477.50	
			Page Total: \$149,522.12
			Grand Total: \$926,806.88

Page Total: \$149,522.12

Accounts Payable Voucher Approval List



User: spineda
 Printed: 06/21/2022 - 11:08AM
 Batch: 00523.06.2022 - Wmt Register 6/28/22 FY22

Warrant Date	Vendor	Description	Account Number	Amount
6/21/2022	A & M Consulting Engineers	TIA STUDY 5 1/2 & ORANGE & 43	104-406-300-200	13,650.00
6/21/2022	A & M Consulting Engineers	TPM 22-01 COMMENTS & REVIEW	104-406-300-200	77.50
6/21/2022	A & M Consulting Engineers	TPM 22-01 COMMENTS & REVIEW	104-406-300-200	77.50
6/21/2022	A & M Consulting Engineers	PM 21-01 RE SUB REVIEW	104-406-300-200	232.50
6/21/2022	A & M Consulting Engineers	TPM 22-01 COMMENTS & REVIEW	104-406-300-200	232.50
6/21/2022	A & M Consulting Engineers	FM 21-01 APPROVED	104-406-300-200	155.00
6/21/2022	A & M Consulting Engineers	TPM 21-04 COMMENTS #1	104-406-300-200	232.50
6/21/2022	A & M Consulting Engineers	PROP 68 GATEWAY PARK: CONSTRUCTION ENGINEERING	307-449-500-530	1,470.95
6/21/2022	A & M Consulting Engineers	ATPL: 5223-025 PREPARE DOCS	109-434-300-200	2,880.00
6/21/2022	A & M Consulting Engineers	ORANGE AVE EASEMENT	109-434-300-200	5,000.00
6/21/2022	A & M Consulting Engineers	PW BID PACKAGE FOR WATER METER PROJECT	105-437-300-200	2,635.00
6/21/2022	A & M Consulting Engineers	PROP 68 GATEWAY PARK: CONSTRUCTION ENGINEERING	307-449-500-530	5,049.80
6/21/2022	A & M Consulting Engineers	ATPL: 5223-025 PREPARE DOCS	109-434-300-200	9,672.00
6/21/2022	A+ Quality Concrete Construction Inc.	DRIVEWAYS CONCRETE WORK	105-437-300-200	2,275.90
6/21/2022	Associated Compressor & Equipment, LLC	RECIPROCATING COMPRESSOR	105-437-300-200	624.49
6/21/2022	AT&T Mobility	WWTP DUTY MAN CELL 834605440X06012022	120-435-300-220	15.67
6/21/2022	Az Auto Parts	WTP SUPPLIES	105-437-300-210	69.28
6/21/2022	Az Auto Parts	WTP SUPPLIES	105-437-300-210	58.23
6/21/2022	Az Auto Parts	AIR GUN TO CLEAN STATIONS	120-435-300-210	29.78
6/21/2022	Az Auto Parts	WTP SUPPLIES	105-437-300-210	7.22
6/21/2022	Az Auto Parts	WTP SUPPLIES	105-437-300-210	127.92
6/21/2022	Brenntag Pacific, Inc.	CHEMICALS	105-437-300-219	10,737.47
6/21/2022	BSK Associates	PROP 68 GRANT GATEWAY PARK INSPECTION & TESTING	307-449-500-530	2,787.68
6/21/2022	BSK Associates	PROP 68 GRANT GATEWAY PARK INSPECTION & TESTING	307-449-500-530	2,334.60
6/21/2022	BSK Associates	QUANTI TRAY ARSENIC NITRATE	105-437-300-200	128.25
6/21/2022	BSK Associates	QUANTI TRAY TOTAL COLIFORM & ECOLI	105-437-300-200	20.75
6/21/2022	BSK Associates	QUANTI TRAY TOTAL COLIFORM & ECOLI	105-437-300-200	186.75
6/21/2022	BSK Associates	PLANT INF/EFF/LAGOON	120-435-300-200	312.00
6/21/2022	BSK Associates	QUANTI TRAY ARSENIC NITRATE	105-437-300-200	149.25
6/21/2022	BSK Associates	QUANTI TRAY ARSENIC NITRATE	105-437-300-200	74.25
6/21/2022	BSK Associates	QUANTI TRAY TOTAL COLIFORM & ECOLI	105-437-300-200	186.75
6/21/2022	BSK Associates	QUANTI TRAY ARSENIC NITRATE	105-437-300-200	74.25
6/21/2022	BSK Associates	QUANTI TRAY TOTAL COLIFORM & ECOLI	105-437-300-200	186.75

6/21/2022	BSK Associates	QUANTI TRAY ARSENIC NITRATE	105-437-300-200	129.25
6/21/2022	BSK Associates	PLANT INF/EFF/LAGOON	120-435-300-200	207.00
6/21/2022	BSK Associates	QUANTI TRAY TOTAL COLIFORM & ECOLI	105-437-300-200	186.75
6/21/2022	BSK Associates	QUANTI TRAY TOTAL COLIFORM & ECOLI	105-437-300-200	41.50
6/21/2022	BSK Associates	QUANTI TRAY ARSENIC NITRATE	105-437-300-200	214.50
6/21/2022	BSK Associates	QUANTI TRAY TOTAL COLIFORM & ECOLI	105-437-300-200	186.75
6/21/2022	BSK Associates	QUANTI TRAY ARSENIC NITRATE	105-437-300-200	74.25
6/21/2022	BSK Associates	QUANTI TRAY ARSENIC NITRATE	105-437-300-200	70.50
6/21/2022	BSK Associates	SAMPLING	105-437-300-200	33.00
6/21/2022	Business Card- Bank of America Credit Cards	CANCELLED DKF SOLUTIONS 5/17/22 BLOODBORNE PATHOG	120-435-300-270	-300.00
6/21/2022	Business Card- Bank of America Credit Cards	AMAZON: COMM DEV DOORBELL BATTERY, NOTEBOOK.	104-406-300-210	51.32
6/21/2022	Business Card- Bank of America Credit Cards	DFK SOLUTIONS 5/17/22 BLOODBORN PATHOGENS	120-435-300-270	300.00
6/21/2022	Business Card- Bank of America Credit Cards	AMAZON COFFEE SUPPLY OFFICE	104-431-300-210	24.68
6/21/2022	Business Card- Bank of America Credit Cards	ZORO: THERMOMETER	120-435-300-140	92.86
6/21/2022	Business Card- Bank of America Credit Cards	SUNSHINE DONUTS: MEETING	104-431-300-210	16.98
6/21/2022	Business Card- Bank of America Credit Cards	AMAZON: SPRAY RIG PUMP REPLC	105-437-300-140	617.01
6/21/2022	Business Card- Bank of America Credit Cards	WATERWISE PRO: D-3 EXAM REVIEW D ARREDONDO	105-437-300-270	300.00
6/21/2022	Business Card- Bank of America Credit Cards	OCT WATER QUALITY ACADEMY D-3 EXAM REVIEW A CHA	105-437-300-270	400.00
6/21/2022	Business Card- Bank of America Credit Cards	T-3 T4 REVIEW AND MATH REVIEW FOR D ARREDON	105-437-300-270	350.00
6/21/2022	Business Card- Bank of America Credit Cards	USPS: 2021 WATER REPORT	105-437-300-170	1,021.60
6/21/2022	Business Card- Bank of America Credit Cards	LIONS GATE HOTEL	105-437-300-270	260.14
6/21/2022	Business Card- Bank of America Credit Cards	AMAZON PORTACOOOL PUMP FOR SHOP	104-433-300-210	216.48
6/21/2022	Business Card- Bank of America Credit Cards	AMAZON PARKS DUST MASKS	104-412-300-210	30.20
6/21/2022	Business Card- Bank of America Credit Cards	AMAZON: ROBINAIR RECYCLING FILTER	104-433-300-210	63.54
6/21/2022	Business Card- Bank of America Credit Cards	AMAZON PURCHASES OFFICE SUPPLIES FOR COM DEV	104-406-300-210	714.65
6/21/2022	Business Card- Bank of America Credit Cards	FUEL	104-421-300-250	45.00
6/21/2022	Business Card- Bank of America Credit Cards	TOUCH UP PAINT	104-421-300-140	49.28
6/21/2022	Business Card- Bank of America Credit Cards	DINNER FOR VETS MEMORIAL TRIP-ALL	198-475-300-200	109.33
6/21/2022	Business Card- Bank of America Credit Cards	DINNER FOR VETS MEMORIAL	198-475-300-200	12.21
6/21/2022	Business Card- Bank of America Credit Cards	LUNCH FOR VETS MEMORIAL TRIP ALL	198-475-300-200	61.97
6/21/2022	Business Card- Bank of America Credit Cards	BREAKFAST FOR VETS MEMORIAL TRIP ALL	198-475-300-200	14.35
6/21/2022	Business Card- Bank of America Credit Cards	THE GUEST HOTEL-VETS MEMORIAL TRIP	198-475-300-200	960.00
6/21/2022	Business Card- Bank of America Credit Cards	THE GUEST HOTEL-VETS MEMORIAL TRIP	198-475-300-200	1,696.65
6/21/2022	Business Card- Bank of America Credit Cards	THE GUEST HOTEL-VETS MEMORIAL TRIP	198-475-300-200	961.00
6/21/2022	Business Card- Bank of America Credit Cards	ELITE WASH UNIT 270	104-431-300-260	61.50
6/21/2022	Business Card- Bank of America Credit Cards	AMERICAN AIR: MEMPHIS, TN VETS MEMORIAL 5/17/22 BAG	198-475-300-200	30.00
6/21/2022	Business Card- Bank of America Credit Cards	AIRPORT PARKING MEMPHIS, TN VETS MEMORIAL	198-475-300-200	38.00
6/21/2022	Business Card- Bank of America Credit Cards	AMERICAN AIR MEMPHIS, TN VETS MEMORIAL 5/20/22 BAGS	198-475-300-200	120.00
6/21/2022	Business Card- Bank of America Credit Cards	THE GUEST HOUSE @ GRACELAND HOTEL MEMPHIS, TN VE	198-475-300-200	960.00
6/21/2022	Business Card- Bank of America Credit Cards	ADOBE ACROBAT	104-431-300-200	12.99
6/21/2022	Business Card- Bank of America Credit Cards	MARISCOS EL CAPITAN -CITY/COUNTY MEETING	104-401-300-271	648.94
6/21/2022	Business Card- Bank of America Credit Cards	HARBOR FREIGHT CHAIN HOIST FOR WTP REPAIR	105-437-300-140	119.06
6/21/2022	Business Card- Bank of America Credit Cards	AMERICA AIR LUGGAGE CHARGE	198-475-300-200	30.00

6/21/2022	Business Card- Bank of America Credit Cards BOTTLED WATERS/TRANSIT	145-410-300-210	38.95
6/21/2022	Business Card- Bank of America Credit Cards SUPPLIES FOR CITY MANAGER DEPT	104-402-300-210	16.24
6/21/2022	Business Card- Bank of America Credit Cards SUPPLIES FOR CITY MANAGER DEPT	104-406-300-210	23.34
6/21/2022	Business Card- Bank of America Credit Cards SPRINGBROOK CONFERENCE REGISTRATION	104-402-300-270	695.00
6/21/2022	Business Card- Bank of America Credit Cards SPRINGBROOK CONFERENCE HOTEL	104-402-300-270	123.58
6/21/2022	Business Card- Bank of America Credit Cards VETS BLDG GRAND OPENING	104-432-300-200	96.00
6/21/2022	Business Card- Bank of America Credit Cards CHILD ID KITS	104-421-300-154	129.90
6/21/2022	Business Card- Bank of America Credit Cards SHELF FOR JAIL	104-421-300-148	188.30
6/21/2022	Business Card- Bank of America Credit Cards NASRO REGISTRATION	104-421-300-270	550.00
6/21/2022	Business Card- Bank of America Credit Cards AIRLINE TICKETS	104-421-300-270	704.98
6/21/2022	Business Card- Bank of America Credit Cards SCANNER	104-421-300-270	223.01
6/21/2022	Business Card- Bank of America Credit Cards COMCAST 911 HANNA	104-421-300-220	583.16
6/21/2022	Business Card- Bank of America Credit Cards COMCAST 911 HANNA -INTERNET	104-421-300-220	2,436.70
6/21/2022	Business Card- Bank of America Credit Cards INTERNET SVC COMCAST 895 PUEBLO	120-435-300-220	255.68
6/21/2022	Business Card- Bank of America Credit Cards SPRINGBROOK CONF SEPT 2022 REGISTRATION & HOTEL ST.	104-405-300-270	893.58
6/21/2022	Business Card- Bank of America Credit Cards EARTHLINK	104-401-300-157	34.95
6/21/2022	Business Card- Bank of America Credit Cards BUDGET MEETING SNACKS	104-405-300-200	18.30
6/21/2022	Business Card- Bank of America Credit Cards VERIZON WIRELESS PD BILLING	104-421-300-221	11,036.48
6/21/2022	Business Card- Bank of America Credit Cards CARDIGENS W CITY LOGO-CITY HALL	104-405-300-200	129.84
6/21/2022	Business Card- Bank of America Credit Cards CARDIGENS W CITY LOGO-CITY HALL	104-402-300-200	64.95
6/21/2022	Business Card- Bank of America Credit Cards NOTE PADS, ENVELOPE SEALER	104-421-300-150	53.69
6/21/2022	Business Card- Bank of America Credit Cards COPY PAPER	104-421-300-150	52.76
6/21/2022	Business Card- Bank of America Credit Cards SPOONS	104-421-300-150	31.06
6/21/2022	Business Card- Bank of America Credit Cards POSTAGE-EVIDENCE	104-432-300-152	37.11
6/21/2022	Business Card- Bank of America Credit Cards GLOVES	104-421-300-148	311.43
6/21/2022	Business Card- Bank of America Credit Cards INK PENS	104-421-300-150	19.38
6/21/2022	Business Card- Bank of America Credit Cards EVIDENCE BAGS	104-421-300-210	229.61
6/21/2022	Business Card- Bank of America Credit Cards TONER CARTRIDGE	104-421-300-150	119.06
6/21/2022	Business Card- Bank of America Credit Cards GLOVES	104-421-300-148	240.73
6/21/2022	Business Card- Bank of America Credit Cards EMERGENCY BLANKETS	104-421-300-210	135.10
6/21/2022	Business Card- Bank of America Credit Cards GLOVES	104-421-300-210	152.52
6/21/2022	Business Card- Bank of America Credit Cards FOLDER	104-421-300-210	18.39
6/21/2022	Business Card- Bank of America Credit Cards CREAMER	104-421-300-150	36.80
6/21/2022	Business Card- Bank of America Credit Cards FLAG, OFFICE SUPPLIES	104-421-300-150	175.32
6/21/2022	Business Card- Bank of America Credit Cards BANKER BOXES	104-421-300-150	47.62
6/21/2022	Business Card- Bank of America Credit Cards CHARGING STATION	104-421-300-210	207.80
6/21/2022	Business Card- Bank of America Credit Cards POSTAGE EVIDENCE	104-432-300-152	100.27
6/21/2022	Business Card- Bank of America Credit Cards BACKGROUNDS	104-421-300-210	150.00
6/21/2022	Business Card- Bank of America Credit Cards KEY CABINET	104-421-300-210	112.36
6/21/2022	Business Card- Bank of America Credit Cards GYM MACHINE ATTACHMENT	104-421-300-210	16.23
6/21/2022	Business Card- Bank of America Credit Cards COPY PAPER	104-421-300-150	40.04
6/21/2022	Business Card- Bank of America Credit Cards TOURNIQUETS	104-421-300-210	91.84
6/21/2022	Business Card- Bank of America Credit Cards COPY PAPER	104-421-300-150	40.04

6/21/2022	Business Card- Bank of America Credit Cards GYM MACHINE ATTACHMENT	104-421-300-210	21.64
6/21/2022	Business Card- Bank of America Credit Cards BANKER BOXES, LYSOL	104-421-300-150	119.83
6/21/2022	Business Card- Bank of America Credit Cards HAND SANITIZER, INDEX CARDS	104-421-300-150	62.47
6/21/2022	Business Card- Bank of America Credit Cards FLASH DRIVE 1TB	104-421-300-150	97.38
6/21/2022	Business Card- Bank of America Credit Cards INFORMANT DEV PFARR	104-421-300-270	60.00
6/21/2022	Business Card- Bank of America Credit Cards INFORMANT DEV PADAMA	104-421-300-270	60.00
6/21/2022	Business Card- Bank of America Credit Cards PLATES	104-421-300-150	32.48
6/21/2022	Business Card- Bank of America Credit Cards COPY PAPER	104-421-300-150	40.04
6/21/2022	Business Card- Bank of America Credit Cards FLASH DRIVE 1TB	104-421-300-150	97.38
6/21/2022	C & H Fence & Patio, Inc. ARPA: WWTP PROJECT #8 FENCING	120-435-500-540	21,243.00
6/21/2022	Cal West Rain PULLING WELL 11	105-437-300-140	15,335.00
6/21/2022	Cannon Financial Services, Inc. CONTRACT CHARGE JUNE 2022 CANNON COPIER @ CITY HA	104-432-300-180	455.24
6/21/2022	Chemical Waste Management Inc SLUDGE REMOVAL	105-437-300-193	2,690.76
6/21/2022	Chemical Waste Management Inc BIN RENTAL FEE	105-437-300-193	465.00
6/21/2022	Chemical Waste Management Inc BIN RENTAL FEE	105-437-300-193	450.00
6/21/2022	Chemical Waste Management Inc BIN RENTAL FEE	105-437-300-193	45.00
6/21/2022	Chemical Waste Management Inc BIN LINER FEE	105-437-300-193	935.00
6/21/2022	Circle T Farms Inc 5/6/22 DISK INDUSTRIAL PARK ON OTIS AVE.	104-406-300-198	680.00
6/21/2022	Circle T Farms Inc DISK OPEN FLD EAST OF WATER TREATMENT PLANT	104-406-300-198	1,020.00
6/21/2022	Circle T Farms Inc DISK PONDING BASIN ON OTTA WA AVE.	104-406-300-198	50,000.00
6/21/2022	Corcoran Community Foundation MEASURE A POOL REPAIR	138-413-300-140	3,800.00
6/21/2022	Corcoran Heating & Air CITY HALL RECHARGE AC UNITS	104-432-300-200	187.00
6/21/2022	Corcoran Heating & Air STATION 2 AC UNIT	105-437-300-140	328.00
6/21/2022	Corcoran Heating & Air VETS HALL REPCIL THERMOSTATS	104-432-320-200	160.00
6/21/2022	Corcoran Publishing Company ENERGY SERVICE PUBLIC HEARING	104-401-300-170	150.00
6/21/2022	Corcoran Publishing Company NOTICE ON ORDINANCE 641	104-401-300-170	130.00
6/21/2022	Corcoran Publishing Company PHN TPM 22-01	104-406-300-156	110.00
6/21/2022	Corcoran Publishing Company PHN CUP 22-01	104-406-300-156	120.00
6/21/2022	Corcoran Publishing Company PROPOSED PARCEL MAP PUBLISHED 5/26/22	104-406-300-156	150.00
6/21/2022	Corcoran Publishing Company TPM 22-01 PUBLISHED 5/26/22	104-406-300-156	1,800.00
6/21/2022	CV Design Interiors Inc. MEASURE A: CITY COUNCIL CHAMBERS-FINAL PAYMENT DI	138-426-500-520	200.00
6/21/2022	Debbie Bocanegra VETS HALL REFUND DEPOSIT 5/21/22	104-000-362-085	242.24
6/21/2022	Direct Distributing, Inc. PVC SUPPLIES	105-437-300-210	4,517.52
6/21/2022	Dispensing Technology Corp CRACK SEAL MATERIAL	109-434-300-210	248.96
6/21/2022	DOG WASTE DEPOT SUPPLIES FOR DOG PARK	104-412-300-210	51.50
6/21/2022	Felder Communications RADION MAINT & REPAIR	145-410-300-141	34.00
6/21/2022	Felder Communications RADIO MAINT & REPAIR	104-412-300-141	490.00
6/21/2022	Felder Communications RADIO MAINT & REPAIR	104-421-300-141	42.50
6/21/2022	Felder Communications RADIO MAINT & REPAIR	104-431-300-141	51.00
6/21/2022	Felder Communications RADIO MAINT & REPAIR	109-434-300-141	34.00
6/21/2022	Felder Communications RADIO MAINT & REPAIR	120-435-300-141	59.50
6/21/2022	Felder Communications RADIO MAINT & REPAIR	105-437-300-141	17.00
6/21/2022	Felder Communications RADIO MAINT & REPAIR	121-439-300-141	295.58
6/21/2022	Frontier Communications ACCT#55999541850629065	105-437-300-220	

6/21/2022	Grainger Inc	WTP UPGRADES PAX CHECK VALVE	105-437-500-551	81.01
6/21/2022	Great West Equipment, Inc.	CRACK SEAL MACHINE	109-434-300-140	3,487.03
6/21/2022	Home Depot Credit Services	SUPPLIES FOR STREETS	109-434-300-210	198.00
6/21/2022	Home Depot Credit Services	WATER PRESSURE HOSE	105-437-300-210	48.23
6/21/2022	Home Depot Credit Services	VETS HALL REPAIR FAUCET	104-432-320-140	32.55
6/21/2022	Home Depot Credit Services	SUPPLIES FOR STREETS	109-434-300-210	1,219.09
6/21/2022	Home Depot Credit Services	PD DOOR SWEEP	104-432-300-210	11.46
6/21/2022	Home Depot Credit Services	PADLOCK	104-432-320-140	59.30
6/21/2022	Home Depot Credit Services	SUPPLIES FOR STREETS	109-434-300-210	585.64
6/21/2022	Images/RadioShack Dealer	SUPPLIES FOR STREETS	109-434-300-210	1,226.65
6/21/2022	Images/RadioShack Dealer	WWTP ON CALL CHARGER	120-435-300-210	16.23
6/21/2022	Joan Smith	WWTP ON CALL CHARGER	120-435-300-210	11.88
6/21/2022	Jones Electric	REFUND VETS HALL DEPOSIT	104-000-362-085	200.00
6/21/2022	Jones Electric	CHECK BOOSTERS PUMP AT DOG PARK-SAYLER DISTRICT	111-601-300-200	55.00
6/21/2022	Jones Electric	REPAIR LIGHTS; NORTH ENTRANCE	104-412-300-200	80.00
6/21/2022	Jones Electric	SPRINKLER TIMERS J MAROOT PARK	104-412-300-200	235.00
6/21/2022	Jones Electric	SPRINKLER TIMERS CHRISTMAS TREE PARK	104-412-300-200	175.00
6/21/2022	Jones Electric	SPRINKLER TIMERS BARNUM AVE	104-412-300-200	60.00
6/21/2022	Jorgensen & Company	VETS HALL ANNUAL SERVICE	104-432-320-200	249.70
6/21/2022	JT2 Inc.	PROP 68 GRANT: CONSTRUCTION OF GATEWAY PARK	307-449-500-530	489,505.97
6/21/2022	JT2 Inc.	CORCORAN HOSPITAL GRANT: FITNESS STATIONS GATEWAY	104-412-500-541	4,125.00
6/21/2022	JT2 Inc.	VETS MEMORIAL GATEWAY PARK	198-475-500-530	23,200.00
6/21/2022	KRC Safety Co. Inc.	STREET SIGN REPLC	109-434-300-214	9,597.04
6/21/2022	KRC Safety Co. Inc.	SUPPLIES FOR STREETS DEPT	109-434-300-210	1,302.88
6/21/2022	Miriam Silva	REFUND VETS HALL DEPOSIT 5/28/22	104-000-362-085	200.00
6/21/2022	Nacho's Automotive	AC REPAIR UNIT 167	145-410-300-260	192.01
6/21/2022	Nacho's Automotive	AC REPAIRS UNIT 225	104-421-300-260	151.65
6/21/2022	Nolan's Plumbing	BLACK TOP REPAIRS: VARIOUS STREETS	105-437-300-200	1,335.04
6/21/2022	Nutrien AG Solutions, Inc.	CHEMICAL SPRAY	105-437-300-210	761.48
6/21/2022	Nutrien AG Solutions, Inc.	CHEMICAL SPRAY	105-437-300-210	657.55
6/21/2022	Office Depot	OFFICE SUPPLIES	104-431-300-210	21.35
6/21/2022	Office Depot	OFFICE SUPPLIES	104-431-300-210	62.43
6/21/2022	Office Depot	OFFICE SUPPLIES	104-431-300-210	9.04
6/21/2022	Pace Analytical Services, LLC	MONTHLY ARSENIC TESTING SAMPLES MARCH 2022	120-435-300-200	502.50
6/21/2022	PACE Supply	SADDLE FOR GATEWAY PARK	105-437-500-550	404.70
6/21/2022	PACE Supply	SUPPLIES CANS & LIDS	105-437-300-210	467.46
6/21/2022	Performance Industrial Controls	REPLACING 2 MAIN UPS BACK UP BATTERIES FOR PLC AND	105-437-300-140	6,215.62
6/21/2022	Performance Industrial Controls	WORK ON PAX AND MAIN PLC FAULT RECOVERIES	105-437-300-200	5,105.62
6/21/2022	Performance Industrial Controls	PROGRAMMING & TROUBLESHOOTING DUE TO PLC FAILURE	105-437-300-200	4,516.64
6/21/2022	PG&E	ACCT#3357250173-3	104-432-300-240	519.73
6/21/2022	Price, Paige & Company	CONSULTANT WORK 2022	104-405-300-200	5,200.00
6/21/2022	Proclean Supply	COVID 19 SUPPLIES	104-432-300-216	1,109.66
6/21/2022	Prudential Overall Supply	ENTRANCE RUGS/SHOP TOWELS/DUST MOPS	145-410-300-200	68.36

6/21/2022	Prudential Overall Supply	ENTRANCE RUGS/SHOP TOWELS/DUST MOPS	136-415-300-200	49.71
6/21/2022	Prudential Overall Supply	ENTRANCE RUGS/SHOP TOWELS/DUST MOPS	104-432-300-200	216.89
6/21/2022	Prudential Overall Supply	ENTRANCE RUGS/SHOP TOWELS/DUST MOPS	104-432-300-200	61.13
6/21/2022	Prudential Overall Supply	ENTRANCE RUGS/SHOP TOWELS/DUST MOPS	104-432-320-200	31.63
6/21/2022	Prudential Overall Supply	ENTRANCE RUGS/SHOP TOWELS/DUST MOPS	104-433-300-200	45.88
6/21/2022	Prudential Overall Supply	ENTRANCE RUGS/SHOP TOWELS/DUST MOPS	104-433-300-200	24.00
6/21/2022	Prudential Overall Supply	ENTRANCE RUGS/SHOP TOWELS/DUST MOPS	120-435-300-200	68.36
6/21/2022	Public Interest Law Foundation	ENTRANCE RUGS/SHOP TOWELS/DUST MOPS	105-437-300-200	72.88
6/21/2022	Public Interest Law Foundation	GEN ADMIN EXPENSES	104-403-300-200	3,709.19
6/21/2022	Public Interest Law Foundation	COM DEV	104-403-300-200	2,064.29
6/21/2022	Public Interest Law Foundation	POLICE DEPT	104-403-300-200	1,541.00
6/21/2022	Public Interest Law Foundation	HUMAN RESOURCES	104-403-300-200	234.50
6/21/2022	Public Interest Law Foundation	WATER FUND	105-437-300-205	1,845.00
6/21/2022	Quadient	POSTAGE MACHINE @ CITY HALL: LOADED ACCT#790004408	104-432-300-152	3,279.95
6/21/2022	Quality Pool Service	MONTHLY SVC MAY 2022	138-413-300-200	850.00
6/21/2022	Radius Tire Co.	WHEEL ALIGNMENT UNIT 202	109-434-300-260	99.00
6/21/2022	Radius Tire Co.	TIRE REPAIR UNIT 189	105-437-300-260	25.00
6/21/2022	Richard's Chevrolet	EXTRA KEY UNIT 285	105-437-300-260	62.78
6/21/2022	S & R Specialty Equipment	REPAIR SPRAY RIG	120-435-300-140	215.43
6/21/2022	Safety-Kleen Systems, Inc	PARTS CLEANER SVC	104-433-300-200	370.22
6/21/2022	Sawtelle & Rosprim Hardware, Inc.	SEWER STATION REPAIR	120-435-300-140	20.84
6/21/2022	Sawtelle & Rosprim Hardware, Inc.	SEWER STATION REPAIR	105-437-300-210	28.90
6/21/2022	Sawtelle & Rosprim Hardware, Inc.	CLEANING SUPPLIES	120-435-300-140	33.77
6/21/2022	Sawtelle & Rosprim Hardware, Inc.	SEWER STATION REPAIR	105-437-300-210	36.58
6/21/2022	Sawtelle & Rosprim Hardware, Inc.	PROPANE TOOLS GLOVES	120-435-300-140	17.59
6/21/2022	Sawtelle & Rosprim Hardware, Inc.	MAINT SUPPLIES	105-437-300-210	30.50
6/21/2022	Sawtelle & Rosprim Hardware, Inc.	SEWER STATION REPAIR	120-435-300-140	96.10
6/21/2022	Sawtelle & Rosprim Hardware, Inc.	SEWER STATION REPAIR	105-437-300-140	35.11
6/21/2022	Sawtelle & Rosprim Hardware, Inc.	HYDROLIC HOSE UNIT 211	120-435-300-140	40.26
6/21/2022	Sawtelle & Rosprim Hardware, Inc.	SEWER STATION REPAIR	105-437-300-210	289.03
6/21/2022	Self Help Enterprises	CASE OF GLOVES	276-551-300-200	4,343.38
6/21/2022	Self Help Enterprises	FEB 2022 CV-1	276-551-300-210	3,455.39
6/21/2022	Self Help Enterprises	APRIL 2022 CV-1	276-551-300-200	9,829.36
6/21/2022	Self Help Enterprises	FEB 2022 CV-2	276-551-300-210	5,491.66
6/21/2022	Self Help Enterprises	APRIL 2022 CV-2	177-448-300-200	972.00
6/21/2022	Simon & Hower, Inc.	GEN ADMIN	311-408-300-200	9,000.00
6/21/2022	Simplet Grower Solutions	APPRAISAL REPORTS FOR CITY VACANT LOTS	139-450-300-210	4,038.11
6/21/2022	Simplet Grower Solutions	PISTACHIO FARMING -CHEMICALS	139-450-300-210	345.00
6/21/2022	SJVAPCD	PISTACHIO FARMING -TESTING SOIL	120-435-300-160	529.00
6/21/2022	SJVAPCD	22/23 PERMIT FEES: FACILITY ID C2688 895 PUEBLO AVE.	104-432-300-160	290.00
6/21/2022	Springbrook Holding Company LLC	22/23 PERMIT FEES: FACILITY ID C9443 FOR 911 HANNA AVE.	104-405-300-200	1,701.00
6/21/2022	Telstar Instruments	ESS TIME SHEETS MODULE SET UP & TRAINING MA Y 2022	120-435-300-140	3,953.02
6/21/2022	TF Tire & Service	WWTP HEADWORKS REPAIR	104-433-300-260	668.51
6/21/2022	TF Tire & Service	4 TIRES FOR UNIT 210		

Date	Company	Description	Account Number	Amount
6/21/2022	The Gas Company		104-432-300-242	129.89
6/21/2022	The Gas Company		104-432-300-242	24.88
6/21/2022	The Gas Company		104-432-300-242	83.45
6/21/2022	The Gas Company		104-432-300-242	39.02
6/21/2022	The Gas Company		120-435-300-242	113.30
6/21/2022	The Gas Company		104-432-300-242	252.40
6/21/2022	The Gas Company		138-413-300-200	14.90
6/21/2022	Tires 4 Less	TIRE REPAIR UNIT 216	145-410-300-260	2,723.68
6/21/2022	TSA Consulting Group, Inc.	MARCH 2022 SERVICE FEE FOR 401 A PLAN ADMIN.	104-405-300-200	25.00
6/21/2022	Turnpseed Electric Svc Inc	REPAIR AT PLANT RECIRCULATING PUMP #1	120-435-300-140	50.00
6/21/2022	Univar USA Inc	SODIUM HYPOCHLORITE CHEMICALS	105-437-300-219	493.07
6/21/2022	Univar USA Inc	RAC POOL	138-413-300-200	8,204.74
6/21/2022	unWired Broadband	INTERNET SVC WTP	105-437-300-220	1,307.12
6/21/2022	Valley Elevator Inc.	SERVICE TO CITY HALL ELEVATOR	104-432-300-140	199.95
6/21/2022	Valley Pump & Dairy Systems, Inc.	WELL 1 REHAB	105-437-300-200	361.00
6/21/2022	Vanir Construction Management, Inc.	PROP 68 PARK GRANT CONSTRUCTION MNGT SVC MAY 2022	307-449-500-530	51,577.72
6/21/2022	Verizon Wireless	CELL PHN SVC	145-410-300-220	22,575.00
6/21/2022	Verizon Wireless	WIRELESS AIR CARDS	145-410-300-220	136.29
6/21/2022	Verizon Wireless	BUS AIR CARDS X6	145-410-300-220	38.01
6/21/2022	Verizon Wireless	CAMERA #1	145-410-300-220	228.06
6/21/2022	Verizon Wireless	ON CALL CELL PHN SVC	105-437-300-220	38.01
6/21/2022	Verizon Wireless	WIRELESS AIR CARDS	105-437-300-220	2.56
6/21/2022	Verizon Wireless	CELL PHN SVC RICK ADAMS	104-433-300-200	76.02
6/21/2022	Verizon Wireless	CELL PHN SVC JOE FAULKNER	104-431-300-200	0.77
6/21/2022	Verizon Wireless	WIRELESS AIR CARDS	104-431-300-200	1.59
6/21/2022	Verizon Wireless	CAMERAS#2 GATEWAY PARK	104-412-300-220	38.01
6/21/2022	Verizon Wireless	COM DEV PHONES	104-406-300-220	38.03
6/21/2022	Verizon Wireless	COM DEV AIR CARDS X2	104-406-300-220	115.35
6/21/2022	Verizon Wireless	MOBILE MIFI HOTSPOT	104-431-300-200	76.02
6/21/2022	Verizon Wireless	CELL PHN SVC LISA MUSTAIN	104-405-300-200	38.01
6/21/2022	Verizon Wireless	CELL PHN SVC MARLENE SPAIN	104-402-300-200	31.62
6/21/2022	Verizon Wireless	CELL PHN SVC GREG GATZKA	104-402-300-200	27.28
6/21/2022	Verizon Wireless	DUTYMAN CELL PHN SVC	120-435-300-220	51.62
6/21/2022	W3: Engineering	WEST LAGOON EXPANSION PROJECT	120-435-500-530	0.21
6/21/2022	Wood Rogers, Inc.	CORCORAN WELL 5F	105-437-500-519	8,064.50

Warrant Total: 926,806.88

**PUBLIC HEARING
ITEM #: 5-A**

MEMO

TO: Corcoran City Council

FROM: Joe Faulkner, Public Works Superintendent

DATE: June 23, 2022

MEETING DATE: June 28, 2022

SUBJECT: Public Hearing to obtain comments to intent to levy and collect assessments on Assessment District 07-01, Subdivision Salyer Estates #3, Tract Map 853; intent to levy and collect assessments on Assessment District 07-02, Subdivision the Pheasant Ridge (previously known as Sequoias Phase 1), Tract Map 857; intent to levy and collect assessments on Assessment District 08-01, Subdivision Sunrise Villas, Tract Map 856; and intent to levy and collect assessments on Assessment District 08-02, Subdivision Patterson Avenue, Tract Map 785; Public Facility Maintenance District (PFMD) Assessment District No. 18-01, Subdivision Sierra Estates 2, Tract 925 and approval of Resolution No. 3950 – Resolution No. 3959.

Recommendation: (VV)

Following the noticed public hearing, it is recommended that the City Council approve

- 1) Resolution No. 3950, approving Engineer's report and confirming Assessment on Assessment District No. 07-01, Subdivision Salyer Estates No. 3, Tract Map 853.
- 2) Resolution No. 3951, certifying to County of Kings the validity of the legal process used to place certain special assessments on the tax roll. (Salyer Estates No. 3, Assessment District)
- 3) Resolution No. 3952, approving Engineer's report and confirming Assessment on Assessment District No. 07-02, Subdivision Pheasant Ridge (previously known as Sequoias Phase 1), Tract Map 857.
- 4) Resolution No. 3953, certifying to County of Kings the validity of the legal process used to place certain special assessments on the tax roll. (Pheasant Ridge ((previously known as Sequoias Phase I)), Assessment District)
- 5) Resolution No. 3954, approving Engineer's report and confirming Assessment on Assessment District No. 08-01, Subdivision Sunrise Villas, Tract Map 856.

- 6) Resolution No. 3955, certifying to County of Kings the validity of the legal process used to place certain special assessments on the tax roll. (Sunrise Villas, Assessment District)
- 7) Resolution No. 3956, approving Engineer's report and confirming Assessment on Assessment District No. 08-02, Subdivision Patterson Tract Map 785.
- 8) Resolution No. 3957, certifying to County of Kings the validity of the legal process used to place certain special assessments on the tax roll. (Patterson Avenue, Assessment District)
- 9) Resolution No. 3958, approving the Engineer's report and confirming Public Facility Maintenance District (PFMD) Assessment District No. 18-01, Subdivision Sierra Estates 2, Tract 925
- 10) Resolution No. 3959, certifying to County of Kings the validity of the legal process used to place certain special assessments on the tax roll (Subdivision Sierra Estates)

Discussion:

On an annual basis, the City Engineer is required to provide an Engineer's Report for each landscaping and lighting assessment district outlining the maintenance and incidental costs associated with the district. A public hearing notice was published to allow public comment at tonight's meeting. Following the public hearing, it is recommended the attached resolutions are approved.

Budget Impact:

The assessments will pay for all costs relating to the maintenance of the district.

Attachment:

City Engineer Reports – Landscape Assessment Districts

Resolution No. 3950
Resolution No. 3951
Resolution No. 3952
Resolution No. 3953
Resolution No. 3954
Resolution No. 3955
Resolution No. 3956
Resolution No. 3957
Resolution No. 3958
Resolution No. 3959

RESOLUTION NO. 3950

A RESOLUTION OF THE CITY COUNCIL OF THE CITY OF CORCORAN APPROVING ENGINEER'S REPORT AND CONFIRMING ASSESSMENT ON ASSESSMENT DISTRICT NO. 07-01, SALYER ESTATES UNIT NO. 3

WHEREAS, the City of Corcoran formed an assessment district pursuant to the Landscaping and Lighting Act of 1972 (Section 22500 and following, Streets & Highways Code); and,

WHEREAS, the Engineer for the proceedings filed an Engineer's report with the City Clerk in accordance with Article 4 of Chapter 1 of the Landscaping & Lighting Act of 1972; and,

WHEREAS, the City Council did conduct a public hearing on June 28, 2022, to consider its intent to levy and collect assessments on said assessment district.

NOW, THEREFORE BE IT RESOLVED, by the City Council of the City of Corcoran:

1. The City Council of the City of Corcoran hereby confirms the diagram and assessment contained in the Engineer's Report and levies the assessment for the Fiscal Year 2022/23;
2. The City Council of the City of Corcoran hereby forwards the following attachments to Kings County Recorder's Office for recordation:

City Clerk's Certification to County Auditor
Engineer's Report

Exhibit A Recording History
Exhibit B Recapitalization of Assessments
Exhibit C Estimated Assessments
Exhibit D Assessment Roll
Exhibit E Diagram Showing All Parcels of Real Property Within the Assessment District

PASSED AND ADOPTED at a regular meeting of the City Council of the City of Corcoran held on the 28th day of June, 2022, by the following vote:

AYES: Councilmembers:

NOES: Councilmembers:

ABSENT: Councilmembers:

APPROVED: _____
Patricia Nolen, Mayor

ATTEST: _____
Marlene Spain, City Clerk

RESOLUTION NO. 3951

A RESOLUTION OF THE CITY COUNCIL OF THE CITY OF CORCORAN
CERTIFYING TO COUNTY OF KINGS THE VALIDITY OF THE LEGAL PROCESS USED
TO PLACE CERTAIN SPECIAL ASSESSMENTS ON THE TAX ROLL

WHEREAS, the City of Corcoran desires to place certain special assessments on the Kings County secured tax roll for collection; and,

WHEREAS, the City has complied with all laws pertaining to the levy of the special assessments to be collected; and,

WHEREAS, the special assessments have been levied in accordance with a particular benefit to each parcel to be assessed without regard to its assessed valuation; and,

WHEREAS, the Salyer Estates Unit No. 3, Assessment District special assessment is for the purpose of maintenance of turf areas, shrubs, trees and irrigation systems and walls; and street lighting.

NOW, THEREFORE, BE IT RESOLVED, by the City Council of the City of Corcoran that the following special assessments shall be placed on the Kings County secured tax roll for collection.

1. Salyer Estates Unit No. 3, Assessment District.

PASSED AND ADOPTED at a regular meeting of the City Council of the City of Corcoran held on the 28th day of June, 2022, by the following vote:

AYES: Councilmembers:

NOES: Councilmembers:

ABSENT: Councilmembers:

APPROVED: _____
Patricia Nolen, Mayor

ATTEST: _____
Marlene Spain, City Clerk

RESOLUTION NO. 3952

A RESOLUTION OF THE CITY COUNCIL OF THE CITY OF CORCORAN APPROVING ENGINEER'S REPORT AND CONFIRMING ASSESSMENT ON ASSESSMENT DISTRICT NO. 07-02, PHEASANT RIDGE (PREVIOUSLY KNOWN AS SEQUOIAS PHASE 1)

WHEREAS, the City of Corcoran formed an assessment district pursuant to the Landscaping and Lighting Act of 1972 (Section 22500 and following, Streets & Highways Code); and,

WHEREAS, the Engineer for the proceedings filed an Engineer's report with the City Clerk in accordance with Article 4 of Chapter 1 of the Landscaping & Lighting Act of 1972; and,

WHEREAS, the City Council did conduct a public hearing on June 28, 2022, to consider its intent to levy and collect assessments on said assessment district.

NOW, THEREFORE BE IT RESOLVED, by the City Council of the City of Corcoran:

1. The City Council of the City of Corcoran hereby confirms the diagram and assessment contained in the Engineer's Report and levies the assessment for the Fiscal Year 2022/23;
2. The City Council of the City of Corcoran hereby forwards the following attachments to Kings County Recorder's Office for recordation:

City Clerk's Certification to County Auditor
Engineer's Report

Exhibit A Recording History
Exhibit B Recapitalization of Assessments
Exhibit C Estimated Assessments
Exhibit D Assessment Roll
Exhibit E Diagram Showing All Parcels of Real Property Within the Assessment District

PASSED AND ADOPTED at a regular meeting of the City Council of the City of Corcoran held on the 28th day of June, 2022, by the following vote:

AYES: Councilmembers:

NOES: Councilmembers:

ABSENT: Councilmembers:

APPROVED: _____

Patricia Nolen, Mayor

ATTEST: _____

Marlene Spain, City Clerk

RESOLUTION NO. 3953

A RESOLUTION OF THE CITY COUNCIL OF THE CITY OF CORCORAN
CERTIFYING TO COUNTY OF KINGS THE VALIDITY OF THE LEGAL PROCESS USED
TO PLACE CERTAIN SPECIAL ASSESSMENTS ON THE TAX ROLL

WHEREAS, the City of Corcoran desires to place certain special assessments on the Kings County secured tax roll for collection; and,

WHEREAS, the City has complied with all laws pertaining to the levy of the special assessments to be collected; and,

WHEREAS, the special assessments have been levied in accordance with a particular benefit to each parcel to be assessed without regard to its assessed valuation; and,

WHEREAS, Pheasant Ridge (previously known as Sequoias – Phase I), Assessment District special assessment is for the purpose of maintenance of turf areas, shrubs, trees and irrigation systems and walls; and street lighting.

NOW, THEREFORE, BE IT RESOLVED, by the City Council of the City of Corcoran that the following special assessments shall be placed on the Kings County secured tax roll for collection.

1. Pheasant Ridge (previously known as Sequoias – Phase I), Assessment District.

PASSED AND ADOPTED at a regular meeting of the City Council of the City of Corcoran held on the 28th day of June, 2022, by the following vote:

AYES: Councilmembers:

NOES: Councilmembers:

ABSENT: Councilmembers:

APPROVED: _____
Patricia Nolen, Mayor

ATTEST: _____
Marlene Spain, City Clerk

RESOLUTION NO. 3954

A RESOLUTION OF THE CITY COUNCIL OF THE CITY OF CORCORAN APPROVING ENGINEER'S REPORT AND CONFIRMING ASSESSMENT ON ASSESSMENT DISTRICT NO. 08-01, SUNRISE VILLAS

WHEREAS, the City of Corcoran formed an assessment district pursuant to the Landscaping and Lighting Act of 1972 (Section 22500 and following, Streets & Highways Code); and,

WHEREAS, the Engineer for the proceedings filed an Engineer's report with the City Clerk in accordance with Article 4 of Chapter 1 of the Landscaping & Lighting Act of 1972; and,

WHEREAS, the City Council did conduct a public hearing on July 28, 2022, to consider its intent to levy and collect assessments on said assessment district.

NOW, THEREFORE BE IT RESOLVED, by the City Council of the City of Corcoran:

1. The City Council of the City of Corcoran hereby confirms the diagram and assessment contained in the Engineer's Report and levies the assessment for the Fiscal Year 2022/23;
2. The City Council of the City of Corcoran hereby forwards the following attachments to Kings County Recorder's Office for recordation:

City Clerk's Certification to County Auditor
Engineer's Report

Exhibit A Recording History
Exhibit B Recapitalization of Assessments
Exhibit C Estimated Assessments
Exhibit D Assessment Roll
Exhibit E Diagram Showing All Parcels of Real Property Within the Assessment District

PASSED AND ADOPTED at a regular meeting of the City Council of the City of Corcoran held on the 28th day of June, 2022, by the following vote:

AYES: Councilmembers:

NOES: Councilmembers:

ABSENT: Councilmembers:

APPROVED: _____
Patricia Nolen, Mayor

ATTEST: _____
Marlene Spain, City Clerk

RESOLUTION NO. 3955

A RESOLUTION OF THE CITY COUNCIL OF THE CITY OF CORCORAN
CERTIFYING TO COUNTY OF KINGS THE VALIDITY OF THE LEGAL PROCESS USED
TO PLACE CERTAIN SPECIAL ASSESSMENTS ON THE TAX ROLL

WHEREAS, the City of Corcoran desires to place certain special assessments on the Kings County secured tax roll for collection; and,

WHEREAS, the City has complied with all laws pertaining to the levy of the special assessments to be collected; and,

WHEREAS, the special assessments have been levied in accordance with a particular benefit to each parcel to be assessed without regard to its assessed valuation; and,

WHEREAS, the Sunrise Villas, Assessment District special assessment is for the purpose of maintenance of turf areas, shrubs, trees and irrigation systems and walls; street lighting; and park/pond area.

NOW, THEREFORE, BE IT RESOLVED, by the City Council of the City of Corcoran that the following special assessments shall be placed on the Kings County secured tax roll for collection.

1. Sunrise Villas, Assessment District.

PASSED AND ADOPTED at a regular meeting of the City Council of the City of Corcoran held on the 28th day of June, 2022, by the following vote:

AYES: Councilmembers:

NOES: Councilmembers:

ABSENT: Councilmembers:

APPROVED: _____
Patricia Nolen, Mayor

ATTEST: _____
Marlene Spain, City Clerk

RESOLUTION NO. 3956

A RESOLUTION OF THE CITY COUNCIL OF THE CITY OF CORCORAN APPROVING ENGINEER'S REPORT AND CONFIRMING ASSESSMENT ON ASSESSMENT DISTRICT NO. 08-02, PATTERSON TRACT

WHEREAS, the City of Corcoran formed an assessment district pursuant to the Landscaping and Lighting Act of 1972 (Section 22500 and following, Streets & Highways Code); and,

WHEREAS, the Engineer for the proceedings filed an Engineer's report with the City Clerk in accordance with Article 4 of Chapter 1 of the Landscaping & Lighting Act of 1972; and,

WHEREAS, the City Council did conduct a public hearing on June 28, 2022, to consider its intent to levy and collect assessments on said assessment district.

NOW, THEREFORE BE IT RESOLVED, by the City Council of the City of Corcoran:

1. The City Council of the City of Corcoran hereby confirms the diagram and assessment contained in the Engineer's Report and levies the assessment for the Fiscal Year 2022/23;
2. The City Council of the City of Corcoran hereby forwards the following attachments to Kings County Recorder's Office for recordation:

City Clerk's Certification to County Auditor
Engineer's Report

Exhibit A Recording History
Exhibit B Recapitalization of Assessments
Exhibit C Estimated Assessments
Exhibit D Assessment Roll
Exhibit E Diagram Showing All Parcels of Real Property Within the Assessment District

PASSED AND ADOPTED at a regular meeting of the City Council of the City of Corcoran held on the 28th day of June, 2022, by the following vote:

AYES: Councilmembers:

NOES: Councilmembers:

ABSENT: Councilmembers:

APPROVED: _____
Patricia Nolen, Mayor

ATTEST: _____
Marlene Spain, City Clerk

RESOLUTION NO. 3957

A RESOLUTION OF THE CITY COUNCIL OF THE CITY OF CORCORAN
CERTIFYING TO COUNTY OF KINGS THE VALIDITY OF THE LEGAL PROCESS USED
TO PLACE CERTAIN SPECIAL ASSESSMENTS ON THE TAX ROLL

WHEREAS, the City of Corcoran desires to place certain special assessments on the Kings County secured tax roll for collection; and,

WHEREAS, the City has complied with all laws pertaining to the levy of the special assessments to be collected; and,

WHEREAS, the special assessments have been levied in accordance with a particular benefit to each parcel to be assessed without regard to its assessed valuation; and,

WHEREAS, the Patterson Avenue Tract, Assessment District special assessment is for the purpose of maintenance of walls; and street lighting.

NOW, THEREFORE, BE IT RESOLVED, by the City Council of the City of Corcoran that the following special assessments shall be placed on the Kings County secured tax roll for collection.

1. Patterson Avenue Tract, Assessment District.

PASSED AND ADOPTED at a regular meeting of the City Council of the City of Corcoran held on the 28th day of June, 2022, by the following vote:

AYES: Councilmembers:

NOES: Councilmembers:

ABSENT: Councilmember:

APPROVED: _____
Patricia Nolen, Mayor

ATTEST: _____
Marlene Spain, City Clerk

RESOLUTION NO. 3958

A RESOLUTION OF THE CITY COUNCIL OF THE CITY OF CORCORAN APPROVING ENGINEER'S REPORT AND CONFIRMING ASSESSMENT ON PUBLIC FACILITY MAINTENANCE DISTRICT (PFMD) NO. 18-01, SUBDIVISION SIERRA ESTATES 2, TRACT 925

WHEREAS, the City of Corcoran formed an assessment district pursuant to the Landscaping and Lighting Act of 1972 (Section 22500 and following, Streets & Highways Code); and,

WHEREAS, the Engineer for the proceedings filed an Engineer's report with the City Clerk in accordance with Article 4 of Chapter 1 of the Landscaping & Lighting Act of 1972; and,

WHEREAS, the City Council did conduct a public hearing on June 28, 2022, to consider its intent to levy and collect assessments on said assessment district.

NOW, THEREFORE BE IT RESOLVED, by the City Council of the City of Corcoran:

1. The City Council of the City of Corcoran hereby confirms the diagram and assessment contained in the Engineer's Report and levies the assessment for the Fiscal Year 2022/23; .
2. The City Council of the City of Corcoran hereby forwards the following attachments to Kings County Recorder's Office for recordation:

City Clerk's Certification to County Auditor
Engineer's Report

Exhibit A Recording History
Exhibit B Recapitalization of Assessments
Exhibit C Estimated Assessments
Exhibit D Assessment Roll
Exhibit E Diagram Showing All Parcels of Real Property Within the Assessment District

PASSED AND ADOPTED at a regular meeting of the City Council of the City of Corcoran held on the 28th day of June, 2022, by the following vote:

AYES: Councilmembers:

NOES: Councilmembers:

ABSENT: Councilmembers:

APPROVED: _____
Patricia Nolen, Mayor

ATTEST: _____
Marlene Spain, City Clerk

RESOLUTION NO. 3959

A RESOLUTION OF THE CITY COUNCIL OF THE CITY OF CORCORAN
CERTIFYING TO COUNTY OF KINGS THE VALIDITY OF THE LEGAL PROCESS USED
TO PLACE CERTAIN SPECIAL ASSESSMENTS ON THE TAX ROLL

WHEREAS, the City of Corcoran desires to place certain special assessments on the Kings County secured tax roll for collection; and,

WHEREAS, the City has complied with all laws pertaining to the levy of the special assessments to be collected; and,

WHEREAS, the special assessments have been levied in accordance with a particular benefit to each parcel to be assessed without regard to its assessed valuation; and,

WHEREAS, the Subdivision Sierra Estates, Assessment District special assessment is for the purpose of maintenance of walls; and street lighting.

NOW, THEREFORE, BE IT RESOLVED, by the City Council of the City of Corcoran that the following special assessments shall be placed on the Kings County secured tax roll for collection.

1. Subdivision Sierra Estates.

PASSED AND ADOPTED at a regular meeting of the City Council of the City of Corcoran held on the 28th day of June, 2022, by the following vote:

AYES: Councilmembers:

NOES: Councilmembers:

ABSENT: Councilmember:

APPROVED: _____
Patricia Nolen, Mayor

ATTEST: _____
Marlene Spain, City Clerk

**ENGINEER'S REPORT OF CITY OF CORCORAN
LANDSCAPING AND LIGHTING
ASSESSMENT DISTRICT NO. 07-01**

FISCAL YEAR 2021-2022

**TRACT NO. 853
SALYER ESTATES
UNIT NO. 3**

Orfil Muniz, City Engineer for the City of Corcoran, County of Kings, California, and Engineer of Work for Assessment District No. 07-01, makes this report, as directed by the City Council, pursuant to the Streets and Highways Code (Landscaping and Lighting Act of 1972).


The improvements which are the subject of this report are briefly described as follows:

- Maintenance of turf areas, shrubs, trees and irrigation systems and walls; and street lighting.

This report consists of five exhibits, as follows:

EXHIBIT A	Recording History
EXHIBIT B	Recapitalization of Assessments
EXHIBIT C	Estimated Assessments
EXHIBIT D	Assessment Roll
EXHIBIT E	Diagram Showing All Parcels of Real Property Within the Assessment District

Respectfully Submitted,


Orfil Muniz, City Engineer



**ENGINEER'S REPORT OF CITY OF CORCORAN
LANDSCAPING AND LIGHTING
ASSESSMENT DISTRICT NO. 07-01
FISCAL YEAR 2021-2022**

**EXHIBIT A
RECORDING HISTORY**

**TRACT NO. 853
SALYER ESTATES
UNIT NO. 3**

FIRST RECORDING	July, 2007
Subdivision included:	
TRACT NO. 853, SALYER ESTATES UNIT NO. 3	
SECOND RECORDING	July, 2008
Subdivision included:	
TRACT NO. 853, SALYER ESTATES UNIT NO. 3	
THIRD RECORDING	July, 2009
Subdivision included:	
TRACT NO. 853, SALYER ESTATES UNIT NO. 3	
FOURTH RECORDING	July, 2010
Subdivision included:	
TRACT NO. 853, SALYER ESTATES UNIT NO. 3	
FIFTH RECORDING	July, 2011
Subdivision included:	
TRACT NO. 853, SALYER ESTATES UNIT NO. 3	
SIXTH RECORDING	August, 2012
Subdivision included:	
TRACT NO. 853, SALYER ESTATES UNIT NO. 3	
SEVENTH RECORDING	July, 2013
Subdivision included:	
TRACT NO. 853, SALYER ESTATES UNIT NO. 3	
EIGHTH RECORDING	July, 2014
Subdivision included:	
TRACT NO. 853, SALYER ESTATES UNIT NO. 3	
NINTH RECORDING	July, 2015
Subdivision included:	
TRACT NO. 853, SALYER ESTATES UNIT NO. 3	

TENTH RECORDING	July, 2016
Subdivision included:	
TRACT NO. 853, SALYER ESTATES UNIT NO. 3	
ELEVENTH RECORDING	July, 2017
Subdivision included:	
TRACT NO. 853, SALYER ESTATES UNIT NO. 3	
TWELFTH RECORDING	July, 2018
Subdivision included:	
TRACT NO. 853, SALYER ESTATES UNIT NO. 3	
THIRTEENTH RECORDING	July, 2019
Subdivision included:	
TRACT NO. 853, SALYER ESTATES UNIT NO. 3	
FOURTEENTH RECORDING	July, 2020
Subdivision included:	
TRACT NO. 853, SALYER ESTATES UNIT NO. 3	
FIFTEENTH RECORDING	July, 2021
Subdivision included:	
TRACT NO. 853, SALYER ESTATES UNIT NO. 3	

**ENGINEER'S REPORT OF CITY OF CORCORAN
LANDSCAPING AND LIGHTING
ASSESSMENT DISTRICT NO. 07-01
FISCAL YEAR 2021-2022**

**EXHIBIT B
RECAPITALIZATION OF ASSESSMENT**

**TRACT NO. 853
SALYER ESTATES UNIT NO. 3**

ACTUAL COST 2020-2021

1.	MAINTENANCE COSTS		
	A. Contractor		\$613.00
	B. Water		\$564.00
	C. Electricity		\$864.29
	D. Maintenance/Plantings		\$0.00
	E. Employee		<u>\$2,173.13</u>
			\$4,214.42
2.	INCIDENTAL COSTS		
	A. Public Works (Contracting and Supervision)		\$75.00
	B. City Clerk/Finance (Budgeting, Accounting, Annual Resolutions)		\$75.00
	C. Engineering (Annual Report)		\$310.00
	D. City Administrator's Report		\$75.00
	E. County Processing Fee (26 x \$1.00)		<u>\$26.00</u>
			\$561.00
TOTAL COST:			<u>\$4,775.42</u>
TOTAL ASSESSMENT RECEIVED 2019-2020			<u>\$17,024.48</u>
PRIOR YEAR (2019-2020) ADJUSTMENT (SURPLUS)			\$19,675.27
ADJUSTMENT TO 2020-2021 (SURPLUS TO BE CARRIED FORWARD)			<u>\$31,924.33</u>

**ENGINEER'S REPORT OF CITY OF CORCORAN
LANDSCAPING AND LIGHTING
ASSESSMENT DISTRICT NO. 07-01
FISCAL YEAR 2021-2022**

**EXHIBIT C
ESTIMATED ASSESSMENTS**

**TRACT NO. 853
SALYER ESTATES
UNIT NO. 3**

1. MAINTENANCE COSTS		
A. Contractor		\$5,010.00
B. Water		564.00
C. Electricity		1,100.00
D. Maintenance/Plantings		750.00
		\$7460.00
2. INCIDENTAL COSTS		
A. Public Works (Contracting and Supervision)		\$75.00
B. City Clerk/Finance (Budgeting, Accounting, Annual Resolutions)		75.00
C. Engineering (Annual Report)		500.00
D. City Administrator's Report		75.00
E. County Processing Fee (26 x \$1.00)		26.00
		\$751.00
TOTAL ESTIMATED COST		\$8,211.00
PRIOR YEAR ADJUSTMENT – (SURPLUS) (See Exhibit B)		\$31,924.33
SUBDIVISION ASSESSMENT AMOUNT		<u>\$23,713.33</u>

Each of the twenty-six (26) equivalent units will be assessed \$248.73

NOTE: Assessment of \$248.73 is an increase of 3% from 2020-2021 assessment of \$241.49.
This will result in a projected surplus of \$30,180.31 [(23,713.33) + (248.73 x 26)]
for 2021-2022.

**ENGINEER'S REPORT OF CITY OF CORCORAN
LANDSCAPE AND LIGHTING
ASSESSMENT DISTRICT NO. 07-01
FISCAL YEAR 2021-2022**

**EXHIBIT D
ASSESSMENT ROLL**

**TRACT NO. 853
SALYER ESTATES
UNIT NO. 3**

AP NUMBER	S AMOUNT	NAME	ASSESSMENT NUMBER	SUB NUMBER	SUB DESCRIPTION
030-320-061	\$248.73	NAGUIAT, EDGARDO & DOLORES P. 400 Nimitz Avenue Corcoran, CA 93212	853026	TRACT 853	Salyer Estates Unit No. 3
030-320-062	\$248.73	DOMINGO FAMILY LIVING TRUST 406 Nimitz Avenue Corcoran, CA 93212	853025	TRACT 853	Salyer Estates Unit No. 3
030-320-063	\$248.73	RIPPEY, LLOYD A. & MARCIA D. 410 Nimitz Avenue Corcoran, CA 93212	853024	TRACT 853	Salyer Estates Unit No. 3
030-320-064	\$248.73	QUEZADA, DAVID L. 414 Nimitz Avenue Corcoran, CA 93212	853023	TRACT 853	Salyer Estates Unit No. 3
030-320-065	\$248.73	ELLIOT, STAN C. & DORIS L. 418 Nimitz Avenue Corcoran, CA 93212	853022	TRACT 853	Salyer Estates Unit No. 3
030-320-066	\$248.73	OBEID, SALEH N 422 Nimitz Avenue Corcoran, CA 93212	853021	TRACT 853	Salyer Estates Unit No. 3
030-320-067	\$248.73	PACHECO, RAUL B JR 426 Nimitz Avenue Corcoran, CA 93212	853020	TRACT 853	Salyer Estates Unit No. 3
030-320-068	\$248.73	CRUZ, VINCENT 430 Nimitz Avenue Corcoran, CA 93212	853019	TRACT 853	Salyer Estates Unit No. 3
030-320-069	\$248.73	PRINS, BERNARD H. & PEARL A. 434 Nimitz Avenue Corcoran, CA 93212	853018	TRACT 853	Salyer Estates Unit No. 3
030-320-070	\$248.73	SINGH, RAJ & SUNITA KAUR 438 Nimitz Avenue Corcoran, CA 93212	853017	TRACT 853	Salyer Estates Unit No. 3
030-320-071	\$248.73	Kaur, Amdandeep & Meendeep Puri 440 Nimitz Ave. Corcoran, CA 93212	853016	TRACT 853	Salyer Estates Unit No. 3
030-320-072	\$248.73	URBAN, BRENT L. & ALAN B. 442 Nimitz Avenue Corcoran, CA 93274	853015	TRACT 853	Salyer Estates Unit No. 3
030-320-073	\$248.73	HERNANDEZ, MAURICIO & CAMILLE 445 Nimitz Avenue Corcoran, CA 93212	853014	TRACT 853	Salyer Estates Unit No. 3

AP NUMBER	S AMOUNT	NAME	ASSESSMENT NUMBER	SUB NUMBER	SUB DESCRIPTION
030-320-074	\$248.73	GAMEZ, VICTOR JR. & DIANE 441 Nimitz Avenue Corcoran, CA 93212	853013	TRACT 853	Salyer Estates Unit No. 3
030-320-075	\$248.73	RAMOS, MICHAEL & MICHELE GARCIA 435 Nimitz Avenue Corcoran, CA 93212	853012	TRACT 853	Salyer Estates Unit No. 3
030-320-076	\$248.73	FAULKNER, JOSEPH S. 429 Nimitz Avenue Corcoran, CA 93212	853011	TRACT 853	Salyer Estates Unit No. 3
030-320-077	\$248.73	CARRERA, CLEO V & RACHEL M 425 Nimitz Avenue Corcoran, CA 93212	853010	TRACT 853	Salyer Estates Unit No. 3
030-320-078	\$248.73	BECK, PHILLIP R & DARLENE J REVOC TRUST 421 Nimitz Avenue Corcoran, CA 93212	853009	TRACT 853	Salyer Estates Unit No. 3
030-320-079	\$248.73	LEFFMAN, PAULA L 417 Nimitz Avenue Corcoran, CA 93212	853008	TRACT 853	Salyer Estates Unit No. 3
030-320-080	\$248.73	MONTEIRO, JOHN AND MARY REVOC LIVING TRUST C/O JOHN MONTEIRO TRUSTEES 413 Nimitz Avenue Corcoran, CA 93212	853007	TRACT 853	Salyer Estates Unit No. 3
030-320-081	\$248.73	CASTILLO, MIGUEL A. O. 409 Nimitz Avenue Corcoran, CA 93212	853006	TRACT 853	Salyer Estates Unit No. 3
030-320-082	\$248.73	GONZALES, JR., PEDRO J. 405 Nimitz Avenue Corcoran, CA 93212	853005	TRACT 853	Salyer Estates Unit No. 3
030-320-083	\$248.73	FRANCO, THOMAS F. & BARBARA 401 Nimitz Avenue Corcoran, CA 93212	853004	TRACT 853	Salyer Estates Unit No. 3
030-320-084	\$248.73	MARTINEZ, GUADALUPE B 2435 Orange Avenue Corcoran, CA 93212	853003	TRACT 853	Salyer Estates Unit No. 3
030-320-085	\$248.73	GOMEZ, LENOR 2425 Orange Avenue Corcoran, CA 93212	853002	TRACT 853	Salyer Estates Unit No. 3
030-320-086	\$248.73	DALEY ENTERPRISES INC 1356 E. Tulare Avenue Tulare, CA 93274	853001	TRACT 853	Salyer Estates Unit No. 3
TOTAL 26 LOTS	\$6,466.98				


NOTE: Descriptions of the parcels being assessed in this landscaping and lighting assessment district are contained in the County of Kings Assessment Roll, which is incorporated in this Report by reference.

**ENGINEER'S REPORT OF CITY OF CORCORAN
 LANDSCAPING AND LIGHTING
 ASSESSMENT DISTRICT NO. 07-01
 FISCAL YEAR 2021-2022**

EXHIBIT E

**DIAGRAM SHOWING ALL PARCELS OF
 REAL PROPERTY WITHIN THE ASSESSMENT DISTRICT**

**TRACT NO. 853
 SALYER ESTATES
 UNIT NO. 3**



NOTE: Descriptions of the parcels being assessed in this landscaping and lighting assessment district are contained in the County of Kings Assessment Roll, which is incorporated in this Report by reference.

**ENGINEER'S REPORT OF CITY OF CORCORAN
LANDSCAPING AND LIGHTING
ASSESSMENT DISTRICT NO. 07-02**

FISCAL YEAR 2021-2022

**TRACT NO. 857
THE SEQUOIAS - PHASE I**

Orfil Muniz, City Engineer for the City of Corcoran, County of Kings, California, and Engineer of Work for Assessment District No. 07-02, makes this report, as directed by the City Council, pursuant to the Streets and Highways Code (Landscaping and Lighting Act of 1972).


The improvements which are the subject of this report are briefly described as follows:

- Maintenance of turf areas, shrubs, trees and irrigation systems and walls; and street lighting.

This report consists of five exhibits, as follows:

EXHIBIT A	Recording History
EXHIBIT B	Recapitalization of Assessments
EXHIBIT C	Estimated Assessments
EXHIBIT D	Assessment Roll
EXHIBIT E	Diagram Showing All Parcels of Real Property Within the Assessment District

Respectfully submitted,


Orfil Muniz, City Engineer

6-24-22



**ENGINEER'S REPORT OF CITY OF CORCORAN
LANDSCAPING AND LIGHTING
ASSESSMENT DISTRICT NO. 07-02
FISCAL YEAR 2021-2022**

**EXHIBIT A
RECORDING HISTORY**

**TRACT NO. 857
THE SEQUOIAS – PHASE I**

FIRST RECORDING Subdivision included: TRACT NO. 857, THE SEQUOIAS – PHASE I	July, 2007
SECOND RECORDING Subdivision included: TRACT NO. 857, THE SEQUOIAS – PHASE I	July, 2008
THIRD RECORDING Subdivision included: TRACT NO. 857, THE SEQUOIAS – PHASE I	July, 2009
FOURTH RECORDING Subdivision included: TRACT NO. 857, THE SEQUOIAS – PHASE I	July, 2010
FIFTH RECORDING Subdivision included: TRACT NO. 857, THE SEQUOIAS – PHASE I	July, 2011
SIXTH RECORDING Subdivision included: TRACT NO. 857, THE SEQUOIAS – PHASE I	August, 2012
SEVENTH RECORDING Subdivision included: TRACT NO. 857, THE SEQUOIAS – PHASE I	July, 2013
EIGHTH RECORDING Subdivision included: TRACT NO. 857, THE SEQUOIAS – PHASE I	July, 2014
NINTH RECORDING Subdivision included: TRACT NO. 857, THE SEQUOIAS – PHASE I	July, 2015

TENTH RECORDING	July, 2016
Subdivision included:	
TRACT NO. 857, THE SEQUOIAS – PHASE I	
ELEVENTH RECORDING	July, 2017
Subdivision included:	
TRACT NO. 857, THE SEQUOIAS – PHASE I	
TWELFTH RECORDING	July, 2018
Subdivision included:	
TRACT NO. 857, THE SEQUOIAS – PHASE I	
THIRTEENTH RECORDING	July, 2019
Subdivision included:	
TRACT NO. 857, THE SEQUOIAS – PHASE I	
FOURTEENTH RECORDING	July, 2020
Subdivision included:	
TRACT NO. 857, THE SEQUOIAS – PHASE I	
FIFTH RECORDING	July, 2021
Subdivision included:	
TRACT NO. 857, THE SEQUOIAS – PHASE I	

**ENGINEER'S REPORT OF CITY OF CORCORAN
LANDSCAPING AND LIGHTING
ASSESSMENT DISTRICT NO. 07-02
FISCAL YEAR 2021-2022**

**EXHIBIT B
RECAPITALIZATION OF ASSESSMENT**

**TRACT NO. 857
THE SEQUOIAS – PHASE I**

ACTUAL COST 2020-2021

1.	MAINTENANCE COSTS	
	A. Contractor	\$3,193.16
	B. Water	\$2,108.88
	C. Electricity	N/A
	D. Maintenance/Plantings	N/A
	E. Staff	<u>\$2,173.34</u>
		\$7,475.38
2.	INCIDENTAL COSTS	
	A. Public Works (Contracting and Supervision)	\$75.00
	B. City Clerk/Finance (Budgeting, Accounting, Annual Resolutions)	75.00
	C. Engineering (Annual Report)	310.00
	D. City Administrator's Report	75.00
	E. County Processing Fee (76 x \$1.00)	76.00
	F. Cross Creek Assessment	<u>0.00</u>
		\$611.00
	TOTAL COST:	<u>\$8,086.38</u>
	TOTAL ASSESSMENT RECEIVED 2020-2021	<u>\$6,714.09</u>
	PRIOR YEAR (2020-2021) ADJUSTMENT (SURPLUS)	\$24,789.13
	ADJUSTMENT TO 2020-2021 (SURPLUS TO BE CARRIED FORWARD)	<u>\$23,416.84</u>

**ENGINEER'S REPORT OF CITY OF CORCORAN
LANDSCAPING AND LIGHTING
ASSESSMENT DISTRICT NO. 07-02
FISCAL YEAR 2020-2021**

**EXHIBIT C
ESTIMATED ASSESSMENTS**

**TRACT NO. 857
THE SEQUOIAS – PHASE I**

1.	MAINTENANCE COSTS	
	A. Contractor	\$8,050.00
	B. Water	2,200.00
	C. Electricity	N/A
	D. Maintenance/Plantings	<u>750.00</u>
		\$11,000.00
2.	INCIDENTAL COSTS	
	A. Public Works (Contracting and Supervision)	\$75.00
	B. City Clerk/Finance (Budgeting, Accounting, Annual Resolutions)	\$75.00
	C. Engineering (Annual Report)	\$500.00
	D. City Administrator's Report	\$75.00
	E. County Processing Fee (76 x \$1.00)	\$76.00
	F. Cross Creek Assessment District	<u>\$0.00</u>
		\$801.00
	TOTAL ESTIMATED COST	\$11,801.00
	PRIOR YEAR ADJUSTMENT – (SURPLUS) (See Exhibit B)	\$23,416.84
	SUBDIVISION ASSESSMENT AMOUNT	<u>\$11,615.84</u>

Each of the seventy-six (76) equivalent units will be assessed at \$226.55.

NOTE: Assessment of \$226.55 is an increase of 3% from 2020-2021 assessment of \$219.96.
This will result in a projected surplus of \$28,834.30 [$11,615.84 + (226.55 \times 76)$] for 2021-2022.

**ENGINEER'S REPORT OF CITY OF CORCORAN
LANDSCAPE AND LIGHTING
ASSESSMENT DISTRICT NO. 07-02
FISCAL YEAR 2020-2021**

**EXHIBIT D
ASSESSMENT ROLL**

**TRACT NO. 857
THE SEQUOIAS – PHASE I**

AP NUMBER	\$ AMOUNT	NAME	ASSESSMENT NUMBER	SUB NUMBER	SUB DESCRIPTION
034-310-001	\$226.55	ACEVEDO, JOSE 1401 Hume Lake Avenue Corcoran, CA 93212	857001	TRACT 857	The Sequoias – Phase I
034-310-002	\$226.55	RODRIGUEZ, JANET 1413 Hume Lake Avenue Corcoran, CA 93212	857002	TRACT 857	The Sequoias – Phase I
034-310-003	\$226.55	M SANDHU DEVELOPMENT INC. 3223 Golf Links Rd. Ceres, CA 95307	857003	TRACT 857	The Sequoias – Phase I
034-310-004	\$226.55	LOPEZ, CONSTANCIO 1437 Hume Lake Avenue Corcoran, CA 93212	857004	TRACT 857	The Sequoias – Phase I
034-310-005	\$226.55	CASTILLO, KATHERINE 1449 Hume Lake Avenue Corcoran, CA 93212	857005	TRACT 857	The Sequoias – Phase I
034-310-006	\$226.55	FLORES, CHRISTOPHER 1461 Hume Lake Avenue Corcoran, CA 93212	857006	TRACT 857	The Sequoias – Phase I
034-310-007	\$226.55	CRUZ, ANGEL 1503 Hume Lake Avenue Corcoran, CA 93212	857007	TRACT 857	The Sequoias – Phase I
034-310-008	\$226.55	ESTRADA, ALEXANDRA 1515 Hume Lake Avenue Corcoran, CA 93212	857008	TRACT 857	The Sequoias – Phase I
034-310-009	\$226.55	LOPEZ, ERIC C. 1527 Hume Lake Avenue Corcoran, CA 93212	857009	TRACT 857	The Sequoias – Phase I
034-310-010	\$226.55	GARCIA, FERNANDO 1539 Hume Lake Avenue Corcoran, CA 93212	857010	TRACT 857	The Sequoias – Phase I
034-310-011	\$226.55	BRAVO-PEREZ, JUAN & STACY B 1551 Hume Lake Avenue Corcoran, CA 93212	857011	TRACT 857	The Sequoias – Phase I
034-310-012	\$226.55	ALFARO, FRANCISCO M & MONICA MARTINEZ 1563 Hume Lake Avenue Corcoran, CA 93212	857012	TRACT 857	The Sequoias – Phase I
034-310-013	\$226.55	MATA, FRANCISCO 1575 Hume Lake Avenue Corcoran, CA 93212	857013	TRACT 857	The Sequoias – Phase I
034-310-014	\$226.55	LANDIN, ALEJANDRO G 1587 Hume Lake Avenue Corcoran, CA 93212	857014	TRACT 857	The Sequoias – Phase I

AP NUMBER	\$ AMOUNT	NAME	ASSESSMENT NUMBER	SUB NUMBER	SUB DESCRIPTION
034-310-015	\$226.55	DELEON, ELSA 1601 Hume Lake Avenue Corcoran, CA 93212	857015	TRACT 857	The Sequoias – Phase I
034-310-016	\$226.55	GARCIA, MARIA DE-JESUS 1813 Hume Lake Avenue Corcoran, CA 93212	857016	TRACT 857	The Sequoias – Phase I
034-310-017	\$226.55	BAUTISTA, ERICK, A G & TANIA GONZALEZ 1625 Hume Lake Avenue Corcoran, CA 93212	857017	TRACT 857	The Sequoias – Phase I
034-310-018	\$226.55	CALDERON, NICOLAS 1637 Hume Lake Avenue Corcoran, CA 93212	857018	TRACT 857	The Sequoias – Phase I
034-310-019	\$226.55	MARTIN, JOSE 2409 Bell Avenue Corcoran, CA 93212	857019	TRACT 857	The Sequoias – Phase I
034-310-020	\$226.55	DÍAZ, STEVE S 1661 Hume Lake Avenue Corcoran, CA 93212	857020	TRACT 857	The Sequoias – Phase I
034-310-021	\$226.55	MEJIA, GERALDINE T. 2103 Lake Isabella Avenue Corcoran, CA 93212	857021	TRACT 857	The Sequoias – Phase I
034-310-022	\$226.55	CARILLO, JOHN 1530 Arnold Court Corcoran, CA 93212	857022	TRACT 857	The Sequoias – Phase I
034-310-023	\$226.55	MARTINEZ, LUZ 2127 Lake Isabelle Avenue Corcoran, CA 93212	857023	TRACT 857	The Sequoias – Phase I
034-310-024	\$226.55	ALDACO, JOSE M 2139 Lake Isabelle Avenue Corcoran, CA 93212	857024	TRACT 857	The Sequoias – Phase I
034-310-025	\$226.55	RIOS, JUAN V P & CANDELARIA LOPEZ 2151 Lake Isabella Avenue Corcoran, CA 93212	857025	TRACT 857	The Sequoias – Phase I
034-310-026	\$226.55	SAAVEDRA, ANA A 2136 Lake Isabella Avenue Corcoran, CA 93212	857026	TRACT 857	The Sequoias – Phase I
034-310-027	\$226.55	RAMIREZ, EDUARDO P 2124 Lake Isabelle Avenue Corcoran, CA 93212	857027	TRACT 857	The Sequoias – Phase I
034-310-028	\$226.55	SALAZAR, JEFFREY 2112 Lake Isabella Avenue Corcoran, CA 93212	857028	TRACT 857	The Sequoias – Phase I
034-310-029	\$226.55	HILBURN, ROBERT L LIVING TRUST PO Box 365 Corcoran, CA 93212	857029	TRACT 857	The Sequoias – Phase I
034-310-030	\$226.55	ROJAS, OSCAR G 2101 Kern River Avenue Corcoran, CA 93212	857030	TRACT 857	The Sequoias – Phase I
034-310-031	\$226.55	AMEZCUA, J REFUGIO 2113 Kern River Avenue Corcoran, CA 93212	857031	TRACT 857	The Sequoias – Phase I
034-310-032	\$226.55	THOMAS, PERRY DAVID & BARBARA L 2125 Kern River Avenue Corcoran, CA 93212	857032	TRACT 857	The Sequoias – Phase I

AP NUMBER	S AMOUNT	NAME	ASSESSMENT NUMBER	SUB NUMBER	SUB DESCRIPTION
034-310-033	\$226.55	OROZCO, OSWALDO 2137 Kern river Avenue Corcoran, CA 93212	857033	TRACT 857	The Sequoias – Phase I
034-310-034	\$226.55	GONZALEZ, AUGUSTIN A 2136 Kern River Avenue Corcoran, CA 93212	857034	TRACT 857	The Sequoias – Phase I
034-310-035	\$226.55	CARRILLO, ANGEL 2124 Kern River Avenue Corcoran, CA 93212	857035	TRACT 857	The Sequoias – Phase I
034-310-036	\$226.55	FUGATE, JACOB 2112 Kern River Avenue Corcoran, CA 93212	857036	TRACT 857	The Sequoias – Phase I
034-310-037	\$226.55	VILLARREAL, MARCO A 2102 Kern River Avenue Corcoran, CA 93212	857037	TRACT 857	The Sequoias – Phase I
034-310-038	\$226.55	MENDEZ, MANUEL VERA 2103 Tule River Avenue Corcoran, CA 93212	857038	TRACT 857	The Sequoias – Phase I
034-310-039	\$226.55	VASQUEZ, MAIRA A 2115 Tule River Avenue Corcoran, CA 93212	857039	TRACT 857	The Sequoias – Phase I
034-310-040	\$226.55	PEARCE, DORY R 2127 Tule River Avenue Corcoran, CA 93212	857040	TRACT 857	The Sequoias – Phase I
034-310-041	\$226.55	JACKSON, ARTHUR 2139 Tule River Avenue Corcoran, CA 93212	857041	TRACT 857	The Sequoias – Phase I
034-310-042	\$226.55	VILLAREAL, LUIS 50% 2136 Tule River Avenue Corcoran, CA 93212	857042	TRACT 857	The Sequoias – Phase I
034-310-043	\$226.55	NEGRETE, MANUEL & MARIA R 2124 Tule River Avenue Corcoran, CA 93212	857043	TRACT 857	The Sequoias – Phase I
034-310-044	\$226.55	ROBERSON, PERRYLENE 2112 Tule River Avenue Corcoran, CA 93212	857044	TRACT 857	The Sequoias – Phase I
034-310-045	\$226.55	SEMAS, PAIGE 50% 2100 Tule River Avenue Corcoran, CA 93212	857045	TRACT 857	The Sequoias – Phase I
034-310-046	\$226.55	GARCIA, HERACLIO & BLANCA 2101 Deer Creek Avenue Corcoran, CA 93212	857046	TRACT 857	The Sequoias – Phase I
034-310-047	\$226.55	HERNANDEZ, MARCO & MARIA RIOS 2113 Deer Creek Avenue Corcoran, CA 93212	857047	TRACT 857	The Sequoias – Phase I
034-310-048	\$226.55	FELARCA, JESSE & DARITA 2125 Deer Creek Avenue Corcoran, CA 93212	857048	TRACT 857	The Sequoias – Phase I
034-310-049	\$226.55	RODRIGUEZ, ALBERTO & JENNIFER 2137 Deer Creek Avenue Corcoran, CA 93212	857049	TRACT 857	The Sequoias – Phase I
034-310-050	\$226.55	CISNEROS, JUVENAL & CECILIA L DE G 1400 Hume Lake Avenue Corcoran, CA 93212	857050	TRACT 857	The Sequoias – Phase I
034-310-051	\$226.55	VALOV, TERRY J. 2790 Avenue 192 Tulare, CA 93274	857051	TRACT 857	The Sequoias – Phase I

AP NUMBER	\$ AMOUNT	NAME	ASSESSMENT NUMBER	SUB NUMBER	SUB DESCRIPTION
034-310-052	\$226.55	JUAREZ, LUIS L. 1424 Hume Lake Avenue Corcoran, CA 93212	857052	TRACT 857	The Sequoias – Phase I
034-310-053	\$226.55	ALANIZ, CARLOS JR. & YESSENIA M. 1436 Hume Lake Avenue Corcoran, CA 93212	857053	TRACT 857	The Sequoias – Phase I
034-310-054	\$226.55	GAMBOA, JUAN P. & MARICELA 2112 Deer Creek Avenue Corcoran CA 93212	857054	TRACT 857	The Sequoias – Phase I
034-310-055	\$226.55	VALENCIA, CESAR 50% 2124 Deer Creek Avenue Corcoran CA 93212	857055	TRACT 857	The Sequoias – Phase I
034-310-056	\$226.55	FUGATE, AUSTIN 1437 Sequoia Court Corcoran, CA 93212	857056	TRACT 857	The Sequoias – Phase I
034-310-057	\$226.55	JIMENEZ, JOE 50% 1425 Sequoia Court Corcoran, CA 93212	857057	TRACT 857	The Sequoias – Phase I
034-310-058	\$226.55	MUNOZ, JUAN L & KARA B 1413 Sequoia Court Corcoran, CA 93212	857058	TRACT 857	The Sequoias – Phase I
034-310-059	\$226.55	ESTRADA, NOEL 1401 Sequoia Court Corcoran, CA 93212	857059	TRACT 857	The Sequoias – Phase I
034-310-060	\$226.55	VILLAGOMEZ, DANNY & JANINA 1400 Sequoia Court Corcoran, CA 93212	857060	TRACT 857	The Sequoias – Phase I
034-310-061	\$226.55	MARTINEZ, RENE & SANDRA L CORCONA 1412 Sequoia Court Corcoran, CA 93212	857061	TRACT 857	The Sequoias – Phase I
034-310-062	\$226.55	KWANKWERE, THERESA U & CHRIS D OPARA 1424 Sequoia Court Corcoran, CA 93212	857062	TRACT 857	The Sequoias – Phase I
034-310-063	\$226.55	BARRAGAN, LUIS A & LISA M 1463 Sequoia Court Corcoran, CA 93212	857063	TRACT 857	The Sequoias – Phase I
034-310-064	\$226.55	MARCHAK FAMILY TRUST 1448 Sequoia Court Corcoran, CA 93212	857064	TRACT 857	The Sequoias – Phase I
034-310-065	\$226.55	ABDULLAH, AMIN 1502 Sequoia Avenue Corcoran, CA 93212	857065	TRACT 857	The Sequoias – Phase I
034-310-066	\$226.55	HORTA, EMETERIO 1514 Sequoia Avenue Corcoran, CA 93212	857066	TRACT 857	The Sequoias – Phase I
034-310-067	\$226.55	BERBER, MARCOS E R 621 Josephine Avenue Corcoran, CA 93212	857067	TRACT 857	The Sequoias – Phase I
034-310-068	\$226.55	ORTIZ, PEDRO & MARISELA 1538 Sequoia Avenue Corcoran, CA 93212	857068	TRACT 857	The Sequoias – Phase I
034-310-069	\$226.55	WALKER. AUBREEANA 1550 Sequoia Avenue Corcoran, CA 93212	857069	TRACT 857	The Sequoias – Phase I

AP NUMBER	S AMOUNT	NAME	ASSESSMENT NUMBER	SUB NUMBER	SUB DESCRIPTION
034-310-070	\$226.55	MARTINEZ, ALEJANDRO & LIDIA 1327 Antoinette Way Woodland, CA 95776	857070	TRACT 857	The Sequoias – Phase I
034-310-071	\$226.55	BOYETT, ERIK M & EMILY M 1574 Sequoia Avenue Corcoran, CA 93212	857071	TRACT 857	The Sequoias – Phase I
034-310-072	\$226.55	BECERRA, SALVADOR S & MARIA DEL C L DE S 1600 Sequoia Avenue Corcoran, CA 93212	857072	TRACT 857	The Sequoias – Phase I
034-310-073	\$226.55	LOPEZ, LAWRENCE 1306 Gaggos Corcoran, CA 93212	857073	TRACT 857	The Sequoias – Phase I
034-310-074	\$226.55	CASTILLO, RAFAEL G 1624 Sequoia Avenue Corcoran, CA 93212	857074	TRACT 857	The Sequoias – Phase I
034-310-075	\$226.55	GARCIA, JOSE 1636 Sequoia Avenue Corcoran, CA 93212	857075	TRACT 857	The Sequoias – Phase I
034-310-076	\$226.55	VILLEGAS, JESUS A & MANUELA ZAMORA 1361 Yosemite Drive Corcoran, CA 93212	857076	TRACT 857	The Sequoias – Phase I
TOTAL 76 LOTS	\$17,217.80				

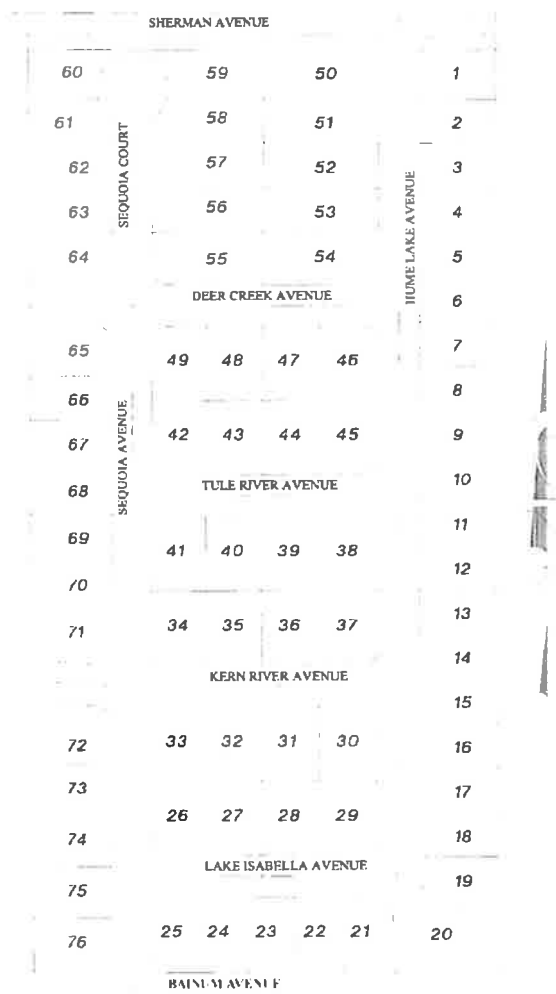
NOTE: Descriptions of the parcels being assessed in this landscaping and lighting assessment district are contained in the County of Kings Assessment Roll, which is incorporated in this Report by reference.

**ENGINEER'S REPORT OF CITY OF CORCORAN
 LANDSCAPING AND LIGHTING
 ASSESSMENT DISTRICT NO. 07-02
 FISCAL YEAR 2021-2022**

EXHIBIT E

**DIAGRAM SHOWING ALL PARCELS OF
 REAL PROPERTY WITHIN THE ASSESSMENT DISTRICT**

**TRACT NO. 857
 THE SEQUOIAS – PHASE I**



NOTE: Descriptions of the parcels being assessed in this landscaping and lighting assessment district are contained in the County of Kings Assessment Roll, which is incorporated in this Report by reference.

**ENGINEER'S REPORT OF CITY OF CORCORAN
LANDSCAPING AND LIGHTING
ASSESSMENT DISTRICT NO. 08-01**

FISCAL YEAR 2021-2022

**TRACT NO. 856
SUNRISE VILLAS**

Orfil Muniz, City Engineer for the City of Corcoran, County of Kings, California, and Engineer of Work for Assessment District No. 08-01, makes this report, as directed by the City Council, pursuant to the Streets and Highways Code (Landscaping and Lighting Act of 1972).

The improvements which are the subject of this report are briefly described as follows:

- Maintenance of turf areas, shrubs, trees and irrigation systems and walls; street lighting; and park/pond area.

This report consists of five exhibits, as follows:

EXHIBIT A	Recording History
EXHIBIT B	Recapitalization of Assessments
EXHIBIT C	Estimated Assessments
EXHIBIT D	Assessment Roll
EXHIBIT E	Diagram Showing All Parcels of Real Property Within the Assessment District

Respectfully submitted,

 6-24-22

Orfil Muniz, City Engineer



**ENGINEER'S REPORT OF CITY OF CORCORAN
LANDSCAPING AND LIGHTING
ASSESSMENT DISTRICT NO. 08-01
FISCAL YEAR 2021-2022**

**EXHIBIT A
RECORDING HISTORY**

**TRACT NO. 856
SUNRISE VILLAS**

FIRST RECORDING	July, 2008
Subdivision included: TRACT NO. 856, SUNRISE VILLAS	
SECOND RECORDING	July, 2009
Subdivision included: TRACT NO. 856, SUNRISE VILLAS	
THIRD RECORDING	July, 2010
Subdivision included: TRACT NO. 856, SUNRISE VILLAS	
FOURTH RECORDING	July, 2011
Subdivision included: TRACT NO. 856, SUNRISE VILLAS	
FIFTH RECORDING	August, 2012
Subdivision included: TRACT NO. 856, SUNRISE VILLAS	
SIXTH RECORDING	July, 2013
Subdivision included: TRACT NO. 856, SUNRISE VILLAS	
SEVENTH RECORDING	July, 2014
Subdivision included: TRACT NO. 856, SUNRISE VILLAS	
EIGHTH RECORDING	July, 2015
Subdivision included: TRACT NO. 856, SUNRISE VILLAS	

NINTH RECORDING Subdivision included: TRACT NO. 856, SUNRISE VILLAS	July, 2016
TENTH RECORDING Subdivision included: TRACT NO. 856, SUNRISE VILLAS	July, 2017
ELEVENTH RECORDING Subdivision included: TRACT NO. 856, SUNRISE VILLAS	July, 2018
TWELFTH RECORDING Subdivision included: TRACT NO. 856, SUNRISE VILLAS	July, 2019
THIRTEENTH RECORDING Subdivision included: TRACT NO. 856, SUNRISE VILLAS	July, 2020
FOURTEENTH RECORDING Subdivision included: TRACT NO. 856, SUNRISE VILLAS	July, 2021

**ENGINEER'S REPORT OF CITY OF CORCORAN
LANDSCAPING AND LIGHTING
ASSESSMENT DISTRICT NO. 08-01
FISCAL YEAR 2021-2022**

**EXHIBIT B
RECAPITALIZATION OF ASSESSMENT**

**TRACT NO. 856
SUNRISE VILLAS**

ACTUAL COST 2020-2021

1.	MAINTENANCE COSTS	
	A. Contractor	\$558.00
	B. Water	\$2,344.92
	C. Electricity	\$1,109.96
	D. Maintenance/Plantings	N/A
	E. Staff	<u>\$2,173.23</u>
		\$6,186.11
2.	INCIDENTAL COSTS	
	A. Public Works (Contracting and Supervision)	\$75.00
	B. City Clerk/Finance (Budgeting, Accounting, Annual Resolutions)	75.00
	C. Engineering (Annual Report)	310.00
	D. City Administrator's Report	75.00
	E. County Processing Fee (44 x \$1.00)	44.00
	F. Cross Creek Assessments	<u>0.00</u>
		\$579.00
TOTAL COST:		<u>\$6,765.11</u>
TOTAL ASSESSMENT RECEIVED 2020-2021		<u>\$1,579.59</u>
PRIOR YEAR (2020-2021) ADJUSTMENT (SURPLUS)		\$3,496.21
ADJUSTMENT TO 2020-2021 (DEFICIT TO BE CARRIED FORWARD)		(\$1,689.31)

**ENGINEER'S REPORT OF CITY OF CORCORAN
LANDSCAPING AND LIGHTING
ASSESSMENT DISTRICT NO. 08-01
FISCAL YEAR 2021-2022**

**EXHIBIT C
ESTIMATED ASSESSMENTS**

**TRACT NO. 856
SUNRISE VILLAS**

1.	MAINTENANCE COSTS	\$7,050.00
	A. Contractor	2,500.00
	B. Water	1,300.00
	C. Electricity	<u>750.00</u>
	D. Maintenance/Plantings	\$11,600.00
2.	INCIDENTAL COSTS	\$75.00
	A. Public Works (Contracting and Supervision)	75.00
	B. City Clerk/Finance (Budgeting, Accounting, Annual Resolutions)	500.00
	C. Engineering (Annual Report)	75.00
	D. City Administrator's Report	44.00
	E. County Processing Fee (44 x \$1.00)	<u>0.00</u>
	F. Cross Creek Assessments	\$769.00
	TOTAL ESTIMATED COST	\$12,369.00
	PRIOR YEAR ADJUSTMENT (DEFICIT) (See Exhibit B)	(\$1,689.31)
	SUBDIVISION ASSESSMENT AMOUNT (DEFICIT)	<u>\$(14,058.31)</u>

Each of the forty-four (44) equivalent units will be assessed \$211.00*.

NOTE: Assessment of \$211.00 is an increase of 3% from 2020-2021 assessment of \$198.98. This will result in a projected deficit of \$6,673.31 [(-14,058.31) + (\$211.00 x (44-9))] for 2021-2022.

* Except City-owned lots (9) will be assessed \$0.00.

**ENGINEER'S REPORT OF CITY OF CORCORAN
LANDSCAPE AND LIGHTING
ASSESSMENT DISTRICT NO. 08-01
FISCAL YEAR 2020-2021**

**EXHIBIT D
ASSESSMENT ROLL**

**TRACT NO. 856
SUNRISE VILLAS**

AP NUMBER	S AMOUNT	NAME	ASSESSMENT NUMBER	SUB NUMBER	SUB DESCRIPTION
030-340-004	\$0.00	CITY OF CORCORAN 832 Whitley Avenue Corcoran, CA 93212	85604	TRACT 856	Sunrise Villas
030-340-005	\$0.00	CITY OF CORCORAN 832 Whitley Avenue Corcoran, CA 93212	85605	TRACT 856	Sunrise Villas
030-340-006	\$0.00	CITY OF CORCORAN 832 Whitley Avenue Corcoran, CA 93212	85606	TRACT 856	Sunrise Villas
030-340-007	\$0.00	CITY OF CORCORAN 832 Whitley Avenue Corcoran, CA 93212	85607	TRACT 856	Sunrise Villas
030-340-008	\$0.00	CITY OF CORCORAN 832 Whitley Avenue Corcoran, CA 93212	85608	TRACT 856	Sunrise Villas
030-340-009	\$0.00	CITY OF CORCORAN 832 Whitley Avenue Corcoran, CA 93212	85609	TRACT 856	Sunrise Villas
030-340-010	\$0.00	CITY OF CORCORAN 832 Whitley Avenue Corcoran, CA 93212	85610	TRACT 856	Sunrise Villas
030-340-011	\$0.00	CITY OF CORCORAN 832 Whitley Avenue Corcoran, CA 93212	85611	TRACT 856	Sunrise Villas
030-340-012	\$0.00	CITY OF CORCORAN 832 Whitley Avenue Corcoran, CA 93212	85612	TRACT 856	Sunrise Villas
030-340-013	\$211.00	CABRALAS, LUIS M. 1830 Dairy Avenue #922 Corcoran, CA 93212	85613	TRACT 856	Sunrise Villas
030-340-014	\$211.00	GAONA, NOE A. 5770 Plymouth Avenue Corcoran, CA 93212	85614	TRACT 856	Sunrise Villas
030-340-015	\$211.00	CORIA, RAFAEL C. & ROSA A. 1030 Letts Avenue Corcoran, CA 93212	85615	TRACT 856	Sunrise Villas
030-340-016	\$211.00	DE LA ROSA, ANTHONY J. 920 Norboe Avenue Corcoran, CA 93212	85616	TRACT 856	Sunrise Villas
030-340-017	\$211.00	REYES, OMAR M. 1140 Birch Avenue Corcoran, CA 93212	85617	TRACT 856	Sunrise Villas

AP NUMBER	S AMOUNT	NAME	ASSESSMENT NUMBER	SUB NUMBER	SUB DESCRIPTION
030-340-018	\$211.00	CARINIO, NOAH L 1512 Arnold Court Corcoran, CA 93212	85618	TRACT 856	Sunrise Villas
030-340-019	\$211.00	AGUILAR, JUAN L. & MARIA L. L G 919 Hall Avenue Corcoran, CA 93212	85619	TRACT 856	Sunrise Villas
030-340-020	\$211.00	HERRERA, GRISELDA 745 Hale Avenue Corcoran, CA 93212	85620	TRACT 856	Sunrise Villas
030-340-021	\$211.00	SHUMAN, PAUL W. & MARIA B. 2517 Garvey Avenue Corcoran, CA 93212	85621	TRACT 856	Sunrise Villas
030-340-022	\$211.00	MARTINEZ, JAKUB D & SAMANTHA C 6434 Niles Avenue Corcoran, CA 93212	85622	TRACT 856	Sunrise Villas
030-340-023	\$211.00	VARGAS, HORTENSIA S 1215 Branum Avenue Corcoran, CA 93212	85623	TRACT 856	Sunrise Villas
030-340-024	\$211.00	SELF HELP ENTERPRISES PO Box 6520 Visalia, CA 93290	85624	TRACT 856	Sunrise Villas
030-340-025	\$211.00	GARZA, FILIBERTO G 536 S T. Street Tulare, CA 93274	85625	TRACT 856	Sunrise Villas
030-340-026	\$211.00	RIOS, JOSE A M & FELIPA A O 909 Keegan Avenue Corcoran, CA 93212	85626	TRACT 856	Sunrise Villas
030-340-027	\$211.00	BACHO, JESSICA J 1519 Arnold Court Corcoran, CA 93212	85627	TRACT 856	Sunrise Villas
030-340-028	\$211.00	GONZALES, MASON L 1523 Arnold Court Corcoran, CA 93212	85628	TRACT 856	Sunrise Villas
030-340-029	\$211.00	GUTIERREZ, ROBERTO M & GUADALUPE F L 745 Gardner Avenue Corcoran, CA 93212	85629	TRACT 856	Sunrise Villas
030-340-030	\$211.00	RAMIREZ, AMANDA N 1531 Arnold Court Corcoran, CA 93212	85630	TRACT 856	Sunrise Villas
030-340-031	\$211.00	JP MORGAN MORTGAGE ACQUISITION CORP c/o CARRINGTON MORTGAGE SERVICE 1600 Douglass Rd. Ste 200A Anaheim, CA 92806	85631	TRACT 856	Sunrise Villas
030-340-032	\$211.00	MARIBOJOC, VICTOR & SOCORRO 360 Wawona Street Corcoran, CA 93212	85632	TRACT 856	Sunrise Villas
030-340-033	\$211.00	RIOS, VICENTE & MA GUADALUPE PD 1522 Aurand Court Corcoran, CA 93212	85633	TRACT 856	Sunrise Villas
030-340-034	\$211.00	AVILES, MIGUEL A. 1518 Aurand Court Corcoran, CA 93212	85634	TRACT 856	Sunrise Villas
030-340-035	\$211.00	VALDEZ, FRANCISCO G. & AIME G. 1514 Aurand Court Corcoran, CA 93212	85635	TRACT 856	Sunrise Villas

AP NUMBER	S AMOUNT	NAME	ASSESSMENT NUMBER	SUB NUMBER	SUB DESCRIPTION
030-340-036	\$211.00	GONZALEZ, ALFREDO L. & MARIE E. 1512 Aurand Court Corcoran, CA 93212	85636	TRACT 856	Sunrise Villas
030-340-037	\$211.00	HUESCA, JORGE 1510 Aurand Court Corcoran, CA 93212	85637	TRACT 856	Sunrise Villas
030-340-038	\$211.00	MADRID, EUGENE 1508 Aurand Court Corcoran, CA 93212	85638	TRACT 856	Sunrise Villas
030-340-039	\$211.00	AUSTIN, MONA 1500 Aurand Court Corcoran, CA 93212	85639	TRACT 856	Sunrise Villas
030-340-040	\$211.00	RIVERA, RENE C. & LORENA P. CALDERON 1501 Aurand Court Corcoran, CA 93212	85640	TRACT 856	Sunrise Villas
030-340-041	\$211.00	SANCHEZ, CARLOS D. & MARIA DE LA 1507 Aurand Court Corcoran, CA 93212	85641	TRACT 856	Sunrise Villas
030-340-042	\$211.00	BOYDSTUN, MATTHEW G & GRISELDA 1511 Aurand Court Corcoran, CA 93212	85642	TRACT 856	Sunrise Villas
030-340-043	\$211.00	PROCTOR, JASON & ANNA REV TRUST 510 Wigdal Avenue Corcoran, CA 93212	85643	TRACT 856	Sunrise Villas
030-340-044	\$211.00	ADAM, SAM A. 1519 Aurand Court Corcoran, CA 93212	85644	TRACT 856	Sunrise Villas
030-340-045	\$211.00	HASSON, SADEQ M. 1523 Aurand Court Corcoran, CA 93212	85645	TRACT 856	Sunrise Villas
030-340-046	\$211.00	LULE, MARGARITA 1908 Josephine Avenue Corcoran, CA 93212	85646	TRACT 856	Sunrise Villas
030-340-047	\$211.00	FRAGA, ROSA 1531 Aurand Court Corcoran, CA 93212	85647	TRACT 856	Sunrise Villas
TOTAL 35 LOTS*	\$7,385.00				

NOTE: Descriptions of the parcels being assessed in this landscaping and lighting assessment district are contained in the County of Kings Assessment Roll, which is incorporated in this Report by reference.

* 35 lots assessed; 9 lots City-owned (not assessed)

**ENGINEER'S REPORT OF CITY OF CORCORAN
LANDSCAPING AND LIGHTING
ASSESSMENT DISTRICT NO. 08-01
FISCAL YEAR 2021-2022**

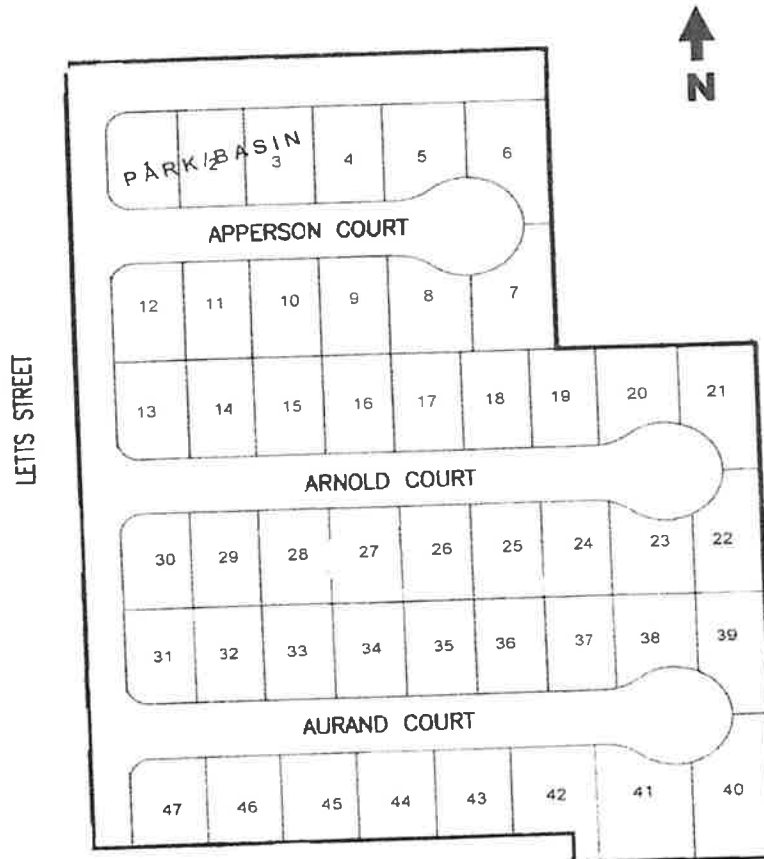
EXHIBIT E

**DIAGRAM SHOWING ALL PARCELS OF
REAL PROPERTY WITHIN THE ASSESSMENT DISTRICT**

**TRACT NO. 856
SUNRISE VILLAS**

TRACT 856

ORANGE AVENUE



NOTE: Descriptions of the parcels being assessed in this landscaping and lighting assessment district are contained in the County of Kings Assessment Roll, which is incorporated in this Report by reference.

**ENGINEER'S REPORT OF CITY OF CORCORAN
LANDSCAPING AND LIGHTING
ASSESSMENT DISTRICT NO. 08-02**

FISCAL YEAR 2021-2022

**TRACT NO. 785
PATTERSON TRACT**

Orfil Muniz, City Engineer for the City of Corcoran, County of Kings, California, and Engineer of Work for Assessment District No. 08-02, makes this report, as directed by the City Council, pursuant to the Streets and Highways Code (Landscaping and Lighting Act of 1972).


The improvements which are the subject of this report are briefly described as follows:

- Maintenance of walls: and street lighting.

This report consists of five exhibits, as follows:

EXHIBIT A	Recording History
EXHIBIT B	Recapitalization of Assessments
EXHIBIT C	Estimated Assessments
EXHIBIT D	Assessment Roll
EXHIBIT E	Diagram Showing All Parcels of Real Property Within the Assessment District

Respectfully submitted,


Orfil Muniz, City Engineer

6-24-22



**ENGINEER'S REPORT OF CITY OF CORCORAN
LANDSCAPING AND LIGHTING
ASSESSMENT DISTRICT NO. 08-02
FISCAL YEAR 2021-2022**

**EXHIBIT A
RECORDING HISTORY**

**TRACT NO. 785
PATTERSON TRACT**

FIRST RECORDING Subdivision included: TRACT NO. 785, PATTERSON TRACT	July, 2008
SECOND RECORDING Subdivision included: TRACT NO. 785, PATTERSON TRACT	July, 2009
THIRD RECORDING Subdivision included: TRACT NO. 785, PATTERSON TRACT	July, 2010
FOURTH RECORDING Subdivision included: TRACT NO. 785, PATTERSON TRACT	July, 2011
FIFTH RECORDING Subdivision included: TRACT NO. 785, PATTERSON TRACT	August, 2012
SIXTH RECORDING Subdivision included: TRACT NO. 785, PATTERSON TRACT	July, 2013
SEVENTH RECORDING Subdivision included: TRACT NO. 785, PATTERSON TRACT	July, 2014
EIGHTH RECORDING Subdivision included: TRACT NO. 785, PATTERSON TRACT	July, 2015

NINTH RECORDING Subdivision included: TRACT NO. 785, PATTERSON TRACT	July, 2016
NINTH RECORDING Subdivision included: TRACT NO. 785, PATTERSON TRACT	July, 2017
TENTH RECORDING Subdivision included: TRACT NO. 785, PATTERSON TRACT	July, 2018
ELEVENTH RECORDING Subdivision included: TRACT NO. 785, PATTERSON TRACT	July, 2019
TWELFTH RECORDING Subdivision included: TRACT NO. 785, PATTERSON TRACT	July, 2020
THIRTEENTH RECORDING Subdivision included: TRACT NO. 785, PATTERSON TRACT	July, 2021

**ENGINEER'S REPORT OF CITY OF EXETER
LANDSCAPING AND LIGHTING
ASSESSMENT DISTRICT NO. 08-02
FISCAL YEAR 2021-2022**

**EXHIBIT B
RECAPITALIZATION OF ASSESSMENT**

**TRACT NO. 785
PATTERSON TRACT**

ACTUAL COST 2020-2021

1.	MAINTENANCE COSTS		
	A. Contractor		\$558.00
	B. Water		N/A
	C. Electricity		\$111.16
	D. Walls		N/A
	E. Staff		<u>\$2,173.33</u>
			\$2,842.49
2.	INCIDENTAL COSTS		
	A. Public Works (Contracting and Supervision)		\$75.00
	B. City Clerk/Finance (Budgeting, Accounting, Annual Resolutions)	75.00	
	C. Engineering (Annual Report)		310.00
	D. City Administrator's Report		75.00
	E. County Processing Fee (18 x \$1.00)		<u>18.00</u>
			\$553.00
TOTAL COST:			<u>\$3,395.49</u>
TOTAL ASSESSMENT RECEIVED 2020-2021			<u>\$7,626.19</u>
PRIOR YEAR (2020-2021) ADJUSTMENT (DEFICIT)			(\$1,179.90)
ADJUSTMENT TO 2021-2022 (SURPLUS TO BE CARRIED FORWARD)			\$3,050.80

**ENGINEER'S REPORT OF CITY OF CORCORAN
LANDSCAPING AND LIGHTING
ASSESSMENT DISTRICT NO. 08-02
FISCAL YEAR 2021-2022**

**EXHIBIT C
ESTIMATED ASSESSMENTS**

**TRACT NO. 785
PATTERSON TRACT**

1.	MAINTENANCE COSTS	
	A. Contractor	\$300
	B. Water	N/A
	C. Electricity	\$110.00
	D. Walls	N/A
		<u>\$110.00</u>
2.	INCIDENTAL COSTS	
	A. Public Works (Contracting and Supervision)	\$75.00
	B. City Clerk/Finance (Budgeting, Accounting, Annual Resolutions)	75.00
	C. Engineering (Annual Report)	500.00
	D. City Administrator's Report	75.00
	E. County Processing Fee (18 x \$1.00)	18.00
		<u>\$743.00</u>
	TOTAL ESTIMATED COST	\$853.00
	PRIOR YEAR ADJUSTMENT – (SURPLUS) (See Exhibit B)	\$3,050.80
	SUBDIVISION ASSESSMENT AMOUNT	<u>\$2,197.80</u>

Each of the eighteen (18) equivalent units will be assessed \$220.70.

NOTE: Assessment of \$220.70 is an increase of 3% from 2020-2021 assessment of \$214.28. This will result in a projected surplus of \$6,170.40 [(2,197.80) + (220.70 x 18)] for 2021-2022.

**ENGINEER'S REPORT OF CITY OF CORCORAN
LANDSCAPE AND LIGHTING
ASSESSMENT DISTRICT NO. 08-02
FISCAL YEAR 2021-2022**

**EXHIBIT D
ASSESSMENT ROLL**

**TRACT NO. 785
PATTERSON TRACT**

AP NUMBER	\$ AMOUNT	NAME	ASSESSMENT NUMBER	SUB NUMBER	SUB DESCRIPTION
030-350-001	\$220.70	FORTITUDE INVESTMENTS 1551 6 TH Avenue Drive, #108 Kingsburg, CA 93631	78501	TRACT 785	Patterson Tract
030-350-002	\$220.70	FORTITUDE INVESTMENTS 1551 6 TH Avenue Drive, #108 Kingsburg, CA 93631	78502	TRACT 785	Patterson Tract
030-350-003	\$220.70	FORTITUDE INVESTMENTS 1551 6 TH Avenue Drive, #108 Kingsburg, CA 93631	78503	TRACT 785	Patterson Tract
030-350-004	\$220.70	FORTITUDE INVESTMENTS 1551 6 TH Avenue Drive, #108 Kingsburg, CA 93631	78504	TRACT 785	Patterson Tract
030-350-005	\$220.70	FORTITUDE INVESTMENTS 1551 6 TH Avenue Drive, #108 Kingsburg, CA 93631	78505	TRACT 785	Patterson Tract
030-350-006	\$220.70	FORTITUDE INVESTMENTS 1551 6 TH Avenue Drive, #108 Kingsburg, CA 93631	78506	TRACT 785	Patterson Tract
030-350-007	\$220.70	FORTITUDE INVESTMENTS 1551 6 TH Avenue Drive, #108 Kingsburg, CA 93631	78507	TRACT 785	Patterson Tract
030-350-008	\$220.70	FORTITUDE INVESTMENTS 1551 6 TH Avenue Drive, #108 Kingsburg, CA 93631	78508	TRACT 785	Patterson Tract
030-350-009	\$220.70	FORTITUDE INVESTMENTS 1551 6 TH Avenue Drive, #108 Kingsburg, CA 93631	78509	TRACT 785	Patterson Tract
030-350-010	\$220.70	FORTITUDE INVESTMENTS 1551 6 TH Avenue Drive, #108 Kingsburg, CA 93631	78510	TRACT 785	Patterson Tract
030-350-011	\$220.70	FORTITUDE INVESTMENTS 1551 6 TH Avenue Drive, #108 Kingsburg, CA 93631	78511	TRACT 785	Patterson Tract
030-350-012	\$220.70	FORTITUDE INVESTMENTS 1551 6 TH Avenue Drive, #108 Kingsburg, CA 93631	78512	TRACT 785	Patterson Tract
030-350-013	\$220.70	FORTITUDE INVESTMENTS 1551 6 TH Avenue Drive, #108 Kingsburg, CA 93631	78513	TRACT 785	Patterson Tract
030-350-014	\$220.70	FORTITUDE INVESTMENTS 1551 6 TH Avenue Drive, #108 Kingsburg, CA 93631	78514	TRACT 785	Patterson Tract

AP NUMBER	\$ AMOUNT	NAME	ASSESSMENT NUMBER	SUB NUMBER	SUB DESCRIPTION
030-350-015	\$220.70	FORTITUDE INVESTMENTS 1551 6 TH Avenue Drive, #108 Kingsburg, CA 93631	78515	TRACT 785	Patterson Tract
030-350-016	\$220.70	FORTITUDE INVESTMENTS 1551 6 TH Avenue Drive, #108 Kingsburg, CA 93631	78516	TRACT 785	Patterson Tract
030-350-017	\$220.70	FORTITUDE INVESTMENTS 1551 6 TH Avenue Drive, #108 Kingsburg, CA 93631	78517	TRACT 785	Patterson Tract
030-350-018	\$220.70	FORTITUDE INVESTMENTS 1551 6 TH Avenue Drive, #108 Kingsburg, CA 93631	78518	TRACT 785	Patterson Tract
TOTAL 18 LOTS	\$3,972.60				

NOTE: Descriptions of the parcels being assessed in this landscaping and lighting assessment district are contained in the County of Kings Assessment Roll, which is incorporated in this Report by reference.

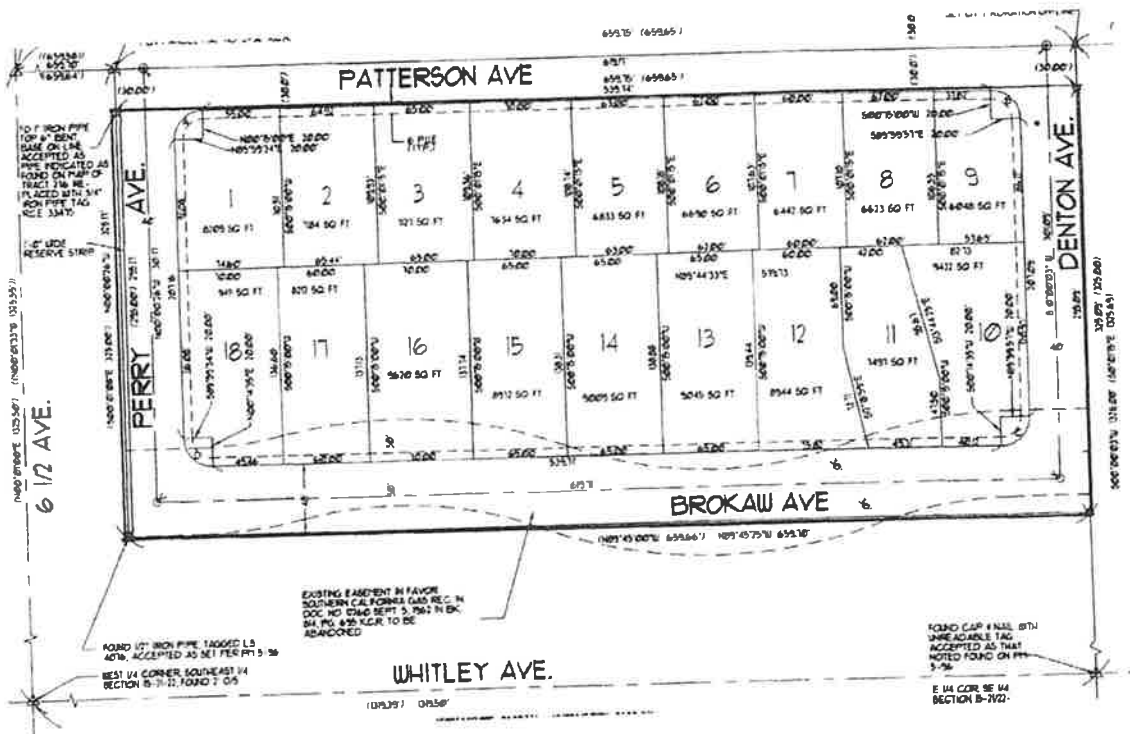
**ENGINEER'S REPORT OF CITY OF CORCORAN
 LANDSCAPING AND LIGHTING
 ASSESSMENT DISTRICT NO. 08-02
 FISCAL YEAR 2021-2022**

EXHIBIT E

**DIAGRAM SHOWING ALL PARCELS OF
 REAL PROPERTY WITHIN THE ASSESSMENT DISTRICT**

**TRACT NO. 785
 PATTERSON TRACT**

TRACT 785



NOTE: Descriptions of the parcels being assessed in this landscaping and lighting assessment district are contained in the County of Kings Assessment Roll, which is incorporated in this Report by reference.

**ENGINEER'S REPORT OF CITY OF CORCORAN
PUBLIC FACILITY MAINTENANCE
DISTRICT NO. 18-01**

FISCAL YEAR 2021-2022

**TRACT NO. 925
SIERRA ESTATES - PHASE 2**

Orfil Muniz, City Engineer for the City of Corcoran, County of Kings, California, and Engineer of Work for Public Facilities Maintenance District No. 18-01, makes this report, as directed by the City Council, pursuant to the Sections 22565-22574 of the Streets and Highways Code (Landscaping and Lighting Act of 1972) and subsection 4(b) of Article XIII D of the California Constitution.

The improvements which are the subject of this report are briefly described as follows:

- Maintenance of planting, shrubbery, trees, turf, irrigation systems, entry monuments, hardscapes, local street paving, parks, walls, street lights, fencing, drainage detention and retention facilities, drainage structures including percolation wells, and appurtenant facilities in public right-of-way and easements within the proposed boundary of said Assessment District

This report consists of five exhibits, as follows:

EXHIBIT A	Recording History
EXHIBIT B	Recapitalization of Assessments
EXHIBIT C	Estimated Assessments
EXHIBIT D	Assessment Roll
EXHIBIT E	Diagram Showing All Parcels of Real Property Within the Assessment District

Respectfully submitted,


6-24-22

Orfil Muniz, City Engineer



**ENGINEER'S REPORT OF CITY OF CORCORAN
PUBLIC FACILITY MAINTENANCE
DISTRICT NO. 18-01**

FISCAL YEAR 2021-2022

**EXHIBIT A
RECORDING HISTORY**

**TRACT NO. 925
SIERRA ESTATES – PHASE 2**

FIRST RECORDING	July 2019
Subdivision included:	
TRACT NO. 925, SIERRA ESTATES – PHASE 2	
SECOND RECORDING	July 2020
Subdivision included:	
TRACT NO. 925, SIERRA ESTATES – PHASE 2	
THIRD RECORDING	July 2021
Subdivision included:	
TRACT NO. 925, SIERRA ESTATES – PHASE 2	

**ENGINEER'S REPORT OF CITY OF CORCORAN
PUBLIC FACILITY MAINTENANCE
DISTRICT NO. 18-01
FISCAL YEAR 2021-2022**

**EXHIBIT B
RECAPITALIZATION OF ASSESSMENT**

**TRACT NO. 925
SIERRA ESTATES – PHASE 2**

ACTUAL COST 2020-2021

1.	MAINTENANCE COSTS	
	A. Contractor	\$1,354.24
	B. Water	N/A
	C. Electricity	N/A
	D. Maintenance/Plantings	N/A
	E. Paving Maintenance	N/A
	F. Playground Equipment	<u>N/A</u>
		\$1,354.24
2.	INCIDENTAL COSTS	
	A. Public Works (Contracting and Supervision)	\$75.00
	B. City Clerk/Finance (Budgeting, Accounting, Annual Resolutions)	75.00
	C. Engineering (Annual Report)	600.00
	D. City Administrator's Report	75.00
	E. County Processing Fee (45 x \$1.00)	45.00
	F. Cross Creek Assessment District	<u>N/A</u>
		\$870.00
	TOTAL COST:	<u>\$2,224.24</u>
	TOTAL ASSESSMENT RECEIVED 2020-2021	<u>\$13,400.47</u>
	PRIOR YEAR ADJUSTMENT – (SURPLUS)	\$12,393.80
	ADJUSTMENT TO 2021-2022 (SURPLUS TO BE CARRIED FORWARD)	\$23,570.00

**ENGINEER'S REPORT OF CITY OF CORCORAN
PUBLIC FACILITY MAINTENANCE
DISTRICT NO. 18-01
FISCAL YEAR 2021-2022**

**EXHIBIT C
ESTIMATED ASSESSMENTS**

**TRACT NO. 925
SIERRA ESTATES – PHASE 2**

1.	MAINTENANCE COSTS	
	A. Contractor	\$1,875.00
	B. Water	280.00
	C. Electricity	35.00
	D. Maintenance/Plantings	185.00
	E. Paving Maintenance	7,500.00
	F. Playground Equipment	<u>750.00</u>
		\$10,625.00
2.	INCIDENTAL COSTS	
	A. Public Works (Contracting and Supervision)	\$75.00
	B. City Clerk/Finance (Budgeting, Accounting, Annual Resolutions)	75.00
	C. Engineering (Annual Report)	600.00
	D. City Administrator's Report	75.00
	E. County Processing Fee (45 x \$1.00)	45.00
	F. Cross Creek Assessment District	<u>0.00</u>
		\$870.00
	TOTAL ESTIMATED COST	\$11,495.00
	PRIOR YEAR ADJUSTMENT – (SURPLUS) (See Exhibit B)	<u>\$23,570.00</u>
	SUBDIVISION ASSESSMENT AMOUNT	<u>\$12,075.00</u>

Each of the forty-five (45) equivalent units will be assessed at \$292.21.

NOTE: Assessment of \$292.21 will increase 3% yearly. This will result in a projected surplus of \$37,299.45
[\$12,075 + (292.21 x 45)] for 2021-2022.

**ENGINEER'S REPORT OF CITY OF CORCORAN
PUBLIC FACILITY MAINTENANCE
DISTRICT NO. 18-01
FISCAL YEAR 2021-2022**

**EXHIBIT D
ASSESSMENT ROLL**

**TRACT NO. 925
SIERRA ESTATES – PHASE 2**

APN NUMBER	S AMOUNT	NAME	ASSESSMENT NUMBER	SUB NUMBER	SUB DESCRIPTION
034-016-023	\$292.21	LeOra, LLC 6501 Fruitvale Avenue Bakersfield, CA 93308	18001-1	TRACT 925	Sierra Estates – Phase 2
034-016-023	\$292.21	LeOra, LLC 6501 Fruitvale Avenue Bakersfield, CA 93308	18001-2	TRACT 925	Sierra Estates – Phase 2
034-016-023	\$292.21	LeOra, LLC 6501 Fruitvale Avenue Bakersfield, CA 93308	18001-3	TRACT 925	Sierra Estates – Phase 2
034-016-023	\$292.21	LeOra, LLC 6501 Fruitvale Avenue Bakersfield, CA 93308	18001-4	TRACT 925	Sierra Estates – Phase 2
034-016-023	\$292.21	LeOra, LLC 6501 Fruitvale Avenue Bakersfield, CA 93308	18001-5	TRACT 925	Sierra Estates – Phase 2
034-016-023	\$292.21	LeOra, LLC 6501 Fruitvale Avenue Bakersfield, CA 93308	18001-6	TRACT 925	Sierra Estates – Phase 2
034-016-023	\$292.21	LeOra, LLC 6501 Fruitvale Avenue Bakersfield, CA 93308	18001-7	TRACT 925	Sierra Estates – Phase 2
034-016-023	\$292.21	LeOra, LLC 6501 Fruitvale Avenue Bakersfield, CA 93308	18001-8	TRACT 925	Sierra Estates – Phase 2
034-016-023	\$292.21	LeOra, LLC 6501 Fruitvale Avenue Bakersfield, CA 93308	18001-9	TRACT 925	Sierra Estates – Phase 2
034-016-023	\$292.21	LeOra, LLC 6501 Fruitvale Avenue Bakersfield, CA 93308	18001-10	TRACT 925	Sierra Estates – Phase 2
034-016-023	\$292.21	LeOra, LLC 6501 Fruitvale Avenue Bakersfield, CA 93308	18001-11	TRACT 925	Sierra Estates – Phase 2
034-016-023	\$292.21	LeOra, LLC 6501 Fruitvale Avenue Bakersfield, CA 93308	18001-12	TRACT 925	Sierra Estates – Phase 2
034-016-023	\$292.21	LeOra, LLC 6501 Fruitvale Avenue Bakersfield, CA 93308	18001-13	TRACT 925	Sierra Estates – Phase 2
034-016-023	\$292.21	LeOra, LLC 6501 Fruitvale Avenue Bakersfield, CA 93308	18001-14	TRACT 925	Sierra Estates – Phase 2
034-016-023	\$292.21	LeOra, LLC 6501 Fruitvale Avenue Bakersfield, CA 93308	18001-15	TRACT 925	Sierra Estates – Phase 2

APN NUMBER	\$ AMOUNT	NAME	ASSESSMENT NUMBER	SUB NUMBER	SUB DESCRIPTION
034-016-023	\$292.21	LeOra, LLC 6501 Fruitvale Avenue Bakersfield, CA 93308	18001-16	TRACT 925	Sierra Estates – Phase 2
034-016-023	\$292.21	LeOra, LLC 6501 Fruitvale Avenue Bakersfield, CA 93308	18001-17	TRACT 925	Sierra Estates – Phase 2
034-016-023	\$292.21	LeOra, LLC 6501 Fruitvale Avenue Bakersfield, CA 93308	18001-18	TRACT 925	Sierra Estates – Phase 2
034-016-023	\$292.21	LeOra, LLC 6501 Fruitvale Avenue Bakersfield, CA 93308	18001-19	TRACT 925	Sierra Estates – Phase 2
034-016-023	\$292.21	LeOra, LLC 6501 Fruitvale Avenue Bakersfield, CA 93308	18001-20	TRACT 925	Sierra Estates – Phase 2
034-016-023	\$292.21	LeOra, LLC 6501 Fruitvale Avenue Bakersfield, CA 93308	18001-21	TRACT 925	Sierra Estates – Phase 2
034-016-023	\$292.21	LeOra, LLC 6501 Fruitvale Avenue Bakersfield, CA 93308	18001-22	TRACT 925	Sierra Estates – Phase 2
034-016-023	\$292.21	LeOra, LLC 6501 Fruitvale Avenue Bakersfield, CA 93308	18001-23	TRACT 925	Sierra Estates – Phase 2
034-016-023	\$292.21	LeOra, LLC 6501 Fruitvale Avenue Bakersfield, CA 93308	18001-24	TRACT 925	Sierra Estates – Phase 2
034-016-023	\$292.21	LeOra, LLC 6501 Fruitvale Avenue Bakersfield, CA 93308	18001-25	TRACT 925	Sierra Estates – Phase 2
034-016-023	\$292.21	LeOra, LLC 6501 Fruitvale Avenue Bakersfield, CA 93308	18001-26	TRACT 925	Sierra Estates – Phase 2
034-016-023	\$292.21	LeOra, LLC 6501 Fruitvale Avenue Bakersfield, CA 93308	18001-27	TRACT 925	Sierra Estates – Phase 2
034-016-023	\$292.21	LeOra, LLC 6501 Fruitvale Avenue Bakersfield, CA 93308	18001-28	TRACT 925	Sierra Estates – Phase 2
034-016-023	\$292.21	LeOra, LLC 6501 Fruitvale Avenue Bakersfield, CA 93308	18001-29	TRACT 925	Sierra Estates – Phase 2
034-016-023	\$292.21	LeOra, LLC 6501 Fruitvale Avenue Bakersfield, CA 93308	18001-30	TRACT 925	Sierra Estates – Phase 2
034-016-023	\$292.21	LeOra, LLC 6501 Fruitvale Avenue Bakersfield, CA 93308	18001-31	TRACT 925	Sierra Estates – Phase 2
034-016-023	\$292.21	LeOra, LLC 6501 Fruitvale Avenue Bakersfield, CA 93308	18001-32	TRACT 925	Sierra Estates – Phase 2
034-016-023	\$292.21	LeOra, LLC 6501 Fruitvale Avenue Bakersfield, CA 93308	18001-33	TRACT 925	Sierra Estates – Phase 2
034-016-023	\$292.21	LeOra, LLC 6501 Fruitvale Avenue Bakersfield, CA 93308	18001-34	TRACT 925	Sierra Estates – Phase 2

APN NUMBER	S AMOUNT	NAME	ASSESSMENT NUMBER	SUB NUMBER	SUB DESCRIPTION
034-016-023	\$292.21	LeOra, LLC 6501 Fruitvale Avenue Bakersfield, CA 93308	18001-35	TRACT 925	Sierra Estates – Phase 2
034-016-023	\$292.21	LeOra, LLC 6501 Fruitvale Avenue Bakersfield, CA 93308	18001-36	TRACT 925	Sierra Estates – Phase 2
034-016-023	\$292.21	LeOra, LLC 6501 Fruitvale Avenue Bakersfield, CA 93308	18001-37	TRACT 925	Sierra Estates – Phase 2
034-016-023	\$292.21	LeOra, LLC 6501 Fruitvale Avenue Bakersfield, CA 93308	18001-38	TRACT 925	Sierra Estates – Phase 2
034-016-023	\$292.21	LeOra, LLC 6501 Fruitvale Avenue Bakersfield, CA 93308	18001-39	TRACT 925	Sierra Estates – Phase 2
034-016-023	\$292.21	LeOra, LLC 6501 Fruitvale Avenue Bakersfield, CA 93308	18001-40	TRACT 925	Sierra Estates – Phase 2
034-016-023	\$292.21	LeOra, LLC 6501 Fruitvale Avenue Bakersfield, CA 93308	18001-41	TRACT 925	Sierra Estates – Phase 2
034-016-023	\$292.21	LeOra, LLC 6501 Fruitvale Avenue Bakersfield, CA 93308	18001-42	TRACT 925	Sierra Estates – Phase 2
034-016-023	\$292.21	LeOra, LLC 6501 Fruitvale Avenue Bakersfield, CA 93308	18001-43	TRACT 925	Sierra Estates – Phase 2
034-016-023	\$292.21	LeOra, LLC 6501 Fruitvale Avenue Bakersfield, CA 93308	18001-44	TRACT 925	Sierra Estates – Phase 2
034-016-023	\$292.21	LeOra, LLC 6501 Fruitvale Avenue Bakersfield, CA 93308	18001-45	TRACT 925	Sierra Estates – Phase 2
TOTAL 45 LOTS	\$13,149.45				

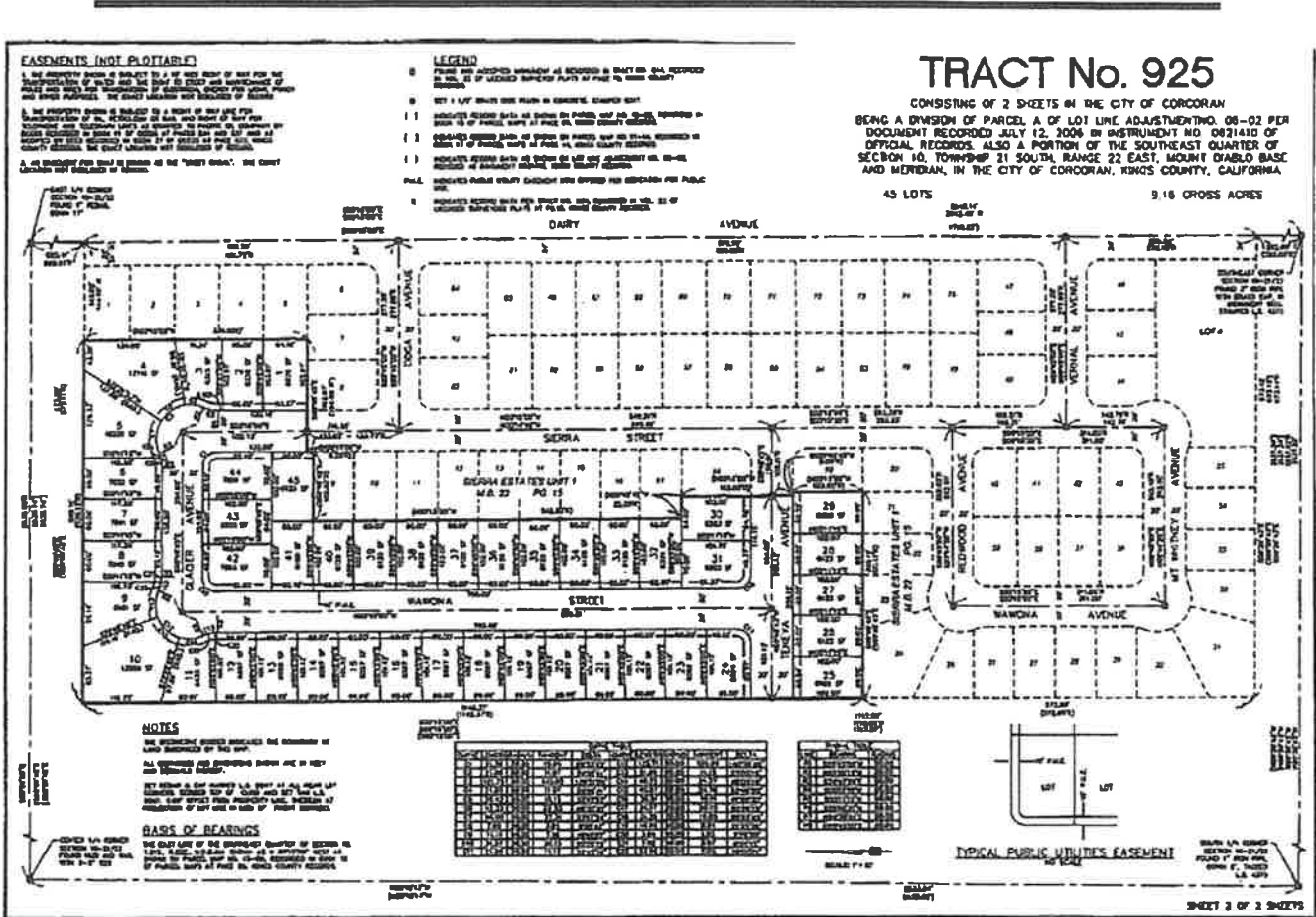
NOTE: Descriptions of the parcels being assessed in this public facility maintenance district are contained in the County of Kings Assessment Roll, which is incorporated in this Report by reference.

**ENGINEER'S REPORT OF CITY OF CORCORAN
PUBLIC FACILITY MAINTENANCE
DISTRICT NO. 18-01
FISCAL YEAR 2021-2022**

EXHIBIT E

**DIAGRAM SHOWING ALL PARCELS OF
REAL PROPERTY WITHIN THE ASSESSMENT DISTRICT**

**TRACT NO. 925
SIERRA ESTATES - PHASE 2**



NOTE: Descriptions of the parcel being assessed in this public facilities maintenance district are contained in the County of Kings Assessment Roll, which is incorporated in this Report by reference.

**City of Corcoran
2021-2022
Master Assessment Roll**

AP NUMBER	S AMOUNT	NAME	ASSESSMENT NUMBER	SUB NUMBER	SUB DESCRIPTION
030-320-061	\$248.73	NAGUIAT, EDGARDO & DOLORES P. 400 Nimitz Avenue Corcoran, CA 93212	853026	TRACT 853	Salyer Estates Unit No. 3
030-320-062	\$248.73	DOMINGO FAMILY LIVING TRUST 406 Nimitz Avenue Corcoran, CA 93212	853025	TRACT 853	Salyer Estates Unit No. 3
030-320-063	\$248.73	RIPPEY, LLOYD A. & MARCIA D. 410 Nimitz Avenue Corcoran, CA 93212	853024	TRACT 853	Salyer Estates Unit No. 3
030-320-064	\$248.73	QUEZADA, DAVID L. 414 Nimitz Avenue Corcoran, CA 93212	853023	TRACT 853	Salyer Estates Unit No. 3
030-320-065	\$248.73	ELLIOT, STAN C. & DORIS L. 418 Nimitz Avenue Corcoran, CA 93212	853022	TRACT 853	Salyer Estates Unit No. 3
030-320-066	\$248.73	OBEID, SALEH N 422 Nimitz Avenue Corcoran, CA 93212	853021	TRACT 853	Salyer Estates Unit No. 3
030-320-067	\$248.73	PACHECO, RAUL B JR 426 Nimitz Avenue Corcoran, CA 93212	853020	TRACT 853	Salyer Estates Unit No. 3
030-320-068	\$248.73	CRUZ, VINCENT 430 Nimitz Avenue Corcoran, CA 93212	853019	TRACT 853	Salyer Estates Unit No. 3
030-320-069	\$248.73	PRINS, BERNARD H. & PEARL A. 434 Nimitz Avenue Corcoran, CA 93212	853018	TRACT 853	Salyer Estates Unit No. 3
030-320-070	\$248.73	SINGH, RAJ & SUNITA KAUR 438 Nimitz Avenue Corcoran, CA 93212	853017	TRACT 853	Salyer Estates Unit No. 3
030-320-071	\$248.73	Kaur, Amdandeep & Meendeep Puri 440 Nimitz Ave. Corcoran, CA 93212	853016	TRACT 853	Salyer Estates Unit No. 3
030-320-072	\$248.73	URBAN, BRENT L. & ALAN B. 442 Nimitz Avenue Corcoran, CA 93212	853015	TRACT 853	Salyer Estates Unit No. 3
030-320-073	\$248.73	HERNANDEZ, MAURICIO & CAMILLE 445 Nimitz Avenue Corcoran, CA 93212	853014	TRACT 853	Salyer Estates Unit No. 3
030-320-074	\$248.73	GAMEZ, VICTOR JR. & DIANE 441 Nimitz Avenue Corcoran, CA 93212	853013	TRACT 853	Salyer Estates Unit No. 3
030-320-075	\$248.73	RAMOS, MICHAEL & MICHELE GARCIA 435 Nimitz Avenue Corcoran, CA 93212	853012	TRACT 853	Salyer Estates Unit No. 3
030-320-076	\$248.73	FAULKNER, JOSEPH S. 429 Nimitz Avenue Corcoran, CA 93212	853011	TRACT 853	Salyer Estates Unit No. 3
030-320-077	\$248.73	CARRERA, CLEO V & RACHEL M 425 Nimitz Avenue Corcoran, CA 93212	853010	TRACT 853	Salyer Estates Unit No. 3

**City of Corcoran
2021-2022
Master Assessment Roll**

AP NUMBER	S AMOUNT	NAME	ASSESSMENT NUMBER	SUB NUMBER	SUB DESCRIPTION
030-320-078	\$248.73	BECK, PHILLIP R & DARLENE J REVOC TRUST 421 Nimitz Avenue Corcoran, CA 93212	853009	TRACT 853	Salyer Estates Unit No. 3
030-320-079	\$248.73	LEFFMAN, PAULA L 417 Nimitz Avenue Corcoran, CA 93212	853008	TRACT 853	Salyer Estates Unit No. 3
030-320-080	\$248.73	MONTEIRO, JOHN AND MARY REVOC LIVING TRUST C/O JOHN MONTEIRO TRUSTEES 413 Nimitz Avenue Corcoran, CA 93212	853007	TRACT 853	Salyer Estates Unit No. 3
030-320-081	\$248.73	CASTILLO, MIGUEL A. O. 409 Nimitz Avenue Corcoran, CA 93212	853006	TRACT 853	Salyer Estates Unit No. 3
030-320-082	\$248.73	GONZALES, JR., PEDRO J. 405 Nimitz Avenue Corcoran, CA 93212	853005	TRACT 853	Salyer Estates Unit No. 3
030-320-083	\$248.73	FRANCO, THOMAS F. & BARBARA 401 Nimitz Avenue Corcoran, CA 93212	853004	TRACT 853	Salyer Estates Unit No. 3
030-320-084	\$248.73	MARTINEZ, GUADALUPE B 2435 Orange Avenue Corcoran, CA 93212	853003	TRACT 853	Salyer Estates Unit No. 3
030-320-085	\$248.73	GOMEZ, LENOR 2425 Orange Avenue Corcoran, CA 93212	853002	TRACT 853	Salyer Estates Unit No. 3
030-320-086	\$248.73	DALEY ENTERPRISES INC 1356 E. Tulare Avenue Tulare, CA 93274	853001	TRACT 853	Salyer Estates Unit No. 3
034-310-001	\$226.55	ACEVEDO, JOSE 1401 Hume Lake Avenue Corcoran, CA 93212	857001	TRACT 857	The Sequoias – Phase I
034-310-002	\$226.55	RODRIGUEZ, JANET 1413 Hume Lake Avenue Corcoran, CA 93212	857002	TRACT 857	The Sequoias – Phase I
034-310-003	\$226.55	M SANDHU DEVELOPMENT INC. 3223 Golf Links Rd. Ceres, CA 95307	857003	TRACT 857	The Sequoias – Phase I
034-310-004	\$226.55	LOPEZ, CONSTANCIO 1437 Hume Lake Avenue Corcoran, CA 93212	857004	TRACT 857	The Sequoias – Phase I
034-310-005	\$226.55	CASTILLO, KATHERINE 1449 Hume Lake Avenue Corcoran, CA 93212	857005	TRACT 857	The Sequoias – Phase I
034-310-006	\$226.55	FLORES, CHRISTOPHER 1461 Hume Lake Avenue Corcoran, CA 93212	857006	TRACT 857	The Sequoias – Phase I
034-310-007	\$226.55	CRUZ, ANGEL 1503 Hume Lake Avenue Corcoran, CA 93212	857007	TRACT 857	The Sequoias – Phase I
034-310-008	\$226.55	ESTRADA, ALEXANDRA 1515 Hume Lake Avenue Corcoran, CA 93212	857008	TRACT 857	The Sequoias – Phase I
034-310-009	\$226.55	LOPEZ, ERIC C. 1527 Hume Lake Avenue Corcoran, CA 93212	857009	TRACT 857	The Sequoias – Phase I

**City of Corcoran
2021-2022
Master Assessment Roll**

AP NUMBER	S AMOUNT	NAME	ASSESSMENT NUMBER	SUB NUMBER	SUB DESCRIPTION
034-310-010	\$226.55	GARCIA, FERNANDO 1539 Hume Lake Avenue Corcoran, CA 93212	857010	TRACT 857	The Sequoias – Phase I
034-310-011	\$226.55	BRAVO-PEREZ, JUAN & STACY B 1551 Hume Lake Avenue Corcoran, CA 93212	857011	TRACT 857	The Sequoias – Phase I
034-310-012	\$226.55	ALFARO, FRANCISCO M & MONICA MARTINEZ 1563 Hume Lake Avenue Corcoran, CA 93212	857012	TRACT 857	The Sequoias – Phase I
034-310-013	\$226.55	MATA, FRANCISCO 1575 Hume Lake Avenue Corcoran, CA 93212	857013	TRACT 857	The Sequoias – Phase I
034-310-014	\$226.55	LANDIN, ALEJANDRO G 1587 Hume Lake Avenue Corcoran, CA 93212	857014	TRACT 857	The Sequoias – Phase I
034-310-015	\$226.55	DELEON, ELSA 1601 Hume Lake Avenue Corcoran, CA 93212	857015	TRACT 857	The Sequoias – Phase I
034-310-016	\$226.55	GARCIA, MARIA DE-JESUS 1813 Hume Lake Avenue Corcoran, CA 93212	857016	TRACT 857	The Sequoias – Phase I
034-310-017	\$226.55	BAUTISTA, ERICK, A G & TANIA GONZALEZ 1625 Hume Lake Avenue Corcoran, CA 93212	857017	TRACT 857	The Sequoias – Phase I
034-310-018	\$226.55	CALDERON, NICOLAS 1637 Hume Lake Avenue Corcoran, CA 93212	857018	TRACT 857	The Sequoias – Phase I
034-310-019	\$226.55	MARTIN, JOSE 2409 Bell Avenue Corcoran, CA 93212	857019	TRACT 857	The Sequoias – Phase I
034-310-020	\$226.55	DIAZ, STEVE S 1661 Hume Lake Avenue Corcoran, CA 93212	857020	TRACT 857	The Sequoias – Phase I
034-310-021	\$226.55	MEJIA, GERALDINE T. 2103 Lake Isabella Avenue Corcoran, CA 93212	857021	TRACT 857	The Sequoias – Phase I
034-310-022	\$226.55	CARILLO, JOHN 1530 Arnold Court Corcoran, CA 93212	857022	TRACT 857	The Sequoias – Phase I
034-310-023	\$226.55	MARTINEZ, LUZ 2127 Lake Isabelle Avenue Corcoran, CA 93212	857023	TRACT 857	The Sequoias – Phase I
034-310-024	\$226.55	ALDACO, JOSE M 2139 Lake Isabelle Avenue Corcoran, CA 93212	857024	TRACT 857	The Sequoias – Phase I
034-310-025	\$226.55	RIOS, JUAN V P & CANDELARIA LOPEZ 2151 Lake Isabella Avenue Corcoran, CA 93212	857025	TRACT 857	The Sequoias – Phase I
034-310-026	\$226.55	SAAVEDRA, ANA A 2136 Lake Isabella Avenue Corcoran, CA 93212	857026	TRACT 857	The Sequoias – Phase I

**City of Corcoran
2021-2022
Master Assessment Roll**

AP NUMBER	\$ AMOUNT	NAME	ASSESSMENT NUMBER	SUB NUMBER	SUB DESCRIPTION
034-310-027	\$226.55	RAMIREZ, EDUARDO P 2124 Lake Isabelle Avenue Corcoran, CA 93212	857027	TRACT 857	The Sequoias – Phase I
034-310-028	\$226.55	SALAZAR, JEFFREY 2112 Lake Isabella Avenue Corcoran, CA 93212	857028	TRACT 857	The Sequoias – Phase I
034-310-029	\$226.55	HILBURN, ROBERT L LIVING TRUST PO Box 365 Corcoran, CA 93212	857029	TRACT 857	The Sequoias – Phase I
034-310-030	\$226.55	ROJAS, OSCAR G 2101 Kern River Avenue Corcoran, CA 93212	857030	TRACT 857	The Sequoias – Phase I
034-310-031	\$226.55	AMEZCUA, J REFUGIO 2113 Kern River Avenue Corcoran, CA 93212	857031	TRACT 857	The Sequoias – Phase I
034-310-032	\$226.55	THOMAS, PERRY DAVID & BARBARA L 2125 Kern River Avenue Corcoran, CA 93212	857032	TRACT 857	The Sequoias – Phase I
034-310-033	\$226.55	OROZCO, OSWALDO 2137 Kern river Avenue Corcoran, CA 93212	857033	TRACT 857	The Sequoias – Phase I
034-310-034	\$226.55	GONZALEZ, AUGUSTIN A 2136 Kern River Avenue Corcoran, CA 93212	857034	TRACT 857	The Sequoias – Phase I
034-310-035	\$226.55	CARRILLO, ANGEL 2124 Kern River Avenue Corcoran, CA 93212	857035	TRACT 857	The Sequoias – Phase I
034-310-036	\$226.55	FUGATE, JACOB 2112 Kern River Avenue Corcoran, CA 93212	857036	TRACT 857	The Sequoias – Phase I
034-310-037	\$226.55	VILLARREAL, MARCO A 2102 Kern River Avenue Corcoran, CA 93212	857037	TRACT 857	The Sequoias – Phase I
034-310-038	\$226.55	MENDEZ, MANUEL VERA 2103 Tule River Avenue Corcoran, CA 93212	857038	TRACT 857	The Sequoias – Phase I
034-310-039	\$226.55	VASQUEZ, MAIRA A 2115 Tule River Avenue Corcoran, CA 93212	857039	TRACT 857	The Sequoias – Phase I
034-310-040	\$226.55	PEARCE, DORY R 2127 Tule River Avenue Corcoran, CA 93212	857040	TRACT 857	The Sequoias – Phase I
034-310-041	\$226.55	JACKSON, ARTHUR 2139 Tule River Avenue Corcoran, CA 93212	857041	TRACT 857	The Sequoias – Phase I
034-310-042	\$226.55	VILLAREAL, LUIS 50% 2136 Tule River Avenue Corcoran, CA 93212	857042	TRACT 857	The Sequoias – Phase I
034-310-043	\$226.55	NEGRETE, MANUEL & MARIA R 2124 Tule River Avenue Corcoran, CA 93212	857043	TRACT 857	The Sequoias – Phase I
034-310-044	\$226.55	ROBERSON, PERRYLENE 2112 Tule River Avenue Corcoran, CA 93212	857044	TRACT 857	The Sequoias – Phase I

**City of Corcoran
2021-2022
Master Assessment Roll**

AP NUMBER	S AMOUNT	NAME	ASSESSMENT NUMBER	SUB NUMBER	SUB DESCRIPTION
034-310-045	\$226.55	SEMAS, PAIGE 50% 2100 Tule River Avenue Corcoran, CA 93212	857045	TRACT 857	The Sequoias – Phase I
034-310-046	\$226.55	GARCIA, HERACLIO & BLANCA 2101 Deer Creek Avenue Corcoran, CA 93212	857046	TRACT 857	The Sequoias – Phase I
034-310-047	\$226.55	HERNANDEZ, MARCO & MARIA RIOS 2113 Deer Creek Avenue Corcoran, CA 93212	857047	TRACT 857	The Sequoias – Phase I
034-310-048	\$226.55	FELARCA, JESSE & DARITA 2125 Deer Creek Avenue Corcoran, CA 93212	857048	TRACT 857	The Sequoias – Phase I
034-310-049	\$226.55	RODRIGUEZ, ALBERTO & JENNIFER 2137 Deer Creek Avenue Corcoran, CA 93212	857049	TRACT 857	The Sequoias – Phase I
034-310-050	\$226.55	CISNEROS, JUVENAL & CECILIA L DE G 1400 Hume Lake Avenue Corcoran, CA 93212	857050	TRACT 857	The Sequoias – Phase I
034-310-051	\$226.55	VALOV, TERRY J. 2790 Avenue 192 Tulare, CA 93274	857051	TRACT 857	The Sequoias – Phase I
034-310-052	\$226.55	JUAREZ, LUIS L. 1424 Hume Lake Avenue Corcoran, CA 93212	857052	TRACT 857	The Sequoias – Phase I
034-310-053	\$226.55	ALANIZ, CARLOS JR. & YESSSENIA M. 1436 Hume Lake Avenue Corcoran, CA 93212	857053	TRACT 857	The Sequoias – Phase I
034-310-054	\$226.55	GAMBOA, JUAN P. & MARICELA 2112 Deer Creek Avenue Corcoran CA 93212	857054	TRACT 857	The Sequoias – Phase I
034-310-055	\$226.55	VALENCIA, CESAR 50% 2124 Deer Creek Avenue Corcoran CA 93212	857055	TRACT 857	The Sequoias – Phase I
034-310-056	\$226.55	FUGATE, AUSTIN 1437 Sequoia Court Corcoran, CA 93212	857056	TRACT 857	The Sequoias – Phase I
034-310-057	\$226.55	JIMENEZ, JOE 50% 1425 Sequoia Court Corcoran, CA 93212	857057	TRACT 857	The Sequoias – Phase I
034-310-058	\$226.55	MUNOZ, JUAN L & KARA B 1413 Sequoia Court Corcoran, CA 93212	857058	TRACT 857	The Sequoias – Phase I
034-310-059	\$226.55	ESTRADA, NOEL 1401 Sequoia Court Corcoran, CA 93212	857059	TRACT 857	The Sequoias – Phase I
034-310-060	\$226.55	VILLAGOMEZ, DANNY & JANINA 1400 Sequoia Court Corcoran, CA 93212	857060	TRACT 857	The Sequoias – Phase I
034-310-061	\$226.55	MARTINEZ, RENE & SANDRA L CORCONA 1412 Sequoia Court Corcoran, CA 93212	857061	TRACT 857	The Sequoias – Phase I

**City of Corcoran
2021-2022
Master Assessment Roll**

AP NUMBER	S AMOUNT	NAME	ASSESSMENT NUMBER	SUB NUMBER	SUB DESCRIPTION
034-310-062	\$226.55	KWANKWERE, THERESA U & CHRIS D OPARA 1424 Sequoia Court Corcoran, CA 93212	857062	TRACT 857	The Sequoias – Phase I
034-310-063	\$226.55	BARRAGAN, LUIS A & LISA M 1463 Sequoia Court Corcoran, CA 93212	857063	TRACT 857	The Sequoias – Phase I
034-310-064	\$226.55	MARCHAK FAMILY TRUST 1448 Sequoia Court Corcoran, CA 93212	857064	TRACT 857	The Sequoias – Phase I
034-310-065	\$226.55	ABDULLAH, AMIN 1502 Sequoia Avenue Corcoran, CA 93212	857065	TRACT 857	The Sequoias – Phase I
034-310-066	\$226.55	HORTA, EMETERIO 1514 Sequoia Avenue Corcoran, CA 93212	857066	TRACT 857	The Sequoias – Phase I
034-310-067	\$226.55	BERBER, MARCOS E R 621 Josephine Avenue Corcoran, CA 93212	857067	TRACT 857	The Sequoias – Phase I
034-310-068	\$226.55	ORTIZ, PEDRO & MARISELA 1538 Sequoia Avenue Corcoran, CA 93212	857068	TRACT 857	The Sequoias – Phase I
034-310-069	\$226.55	WALKER, AUBREEANA 1550 Sequoia Avenue Corcoran, CA 93212	857069	TRACT 857	The Sequoias – Phase I
034-310-070	\$226.55	MARTINEZ, ALEJANDRO & LIDIA 1327 Antoinette Way Woodland, CA 95776	857070	TRACT 857	The Sequoias – Phase I
034-310-071	\$226.55	BOYETT, ERIK M & EMILY M 1574 Sequoia Avenue Corcoran, CA 93212	857071	TRACT 857	The Sequoias – Phase I
034-310-072	\$226.55	BECERRA, SALVADOR S & MARIA DEL C L DE S 1600 Sequoia Avenue Corcoran, CA 93212	857072	TRACT 857	The Sequoias – Phase I
034-310-073	\$226.55	LOPEZ, LAWRENCE 1306 Gaggos Corcoran, CA 93212	857073	TRACT 857	The Sequoias – Phase I
034-310-074	\$226.55	CASTILLO, RAFAEL G 1624 Sequoia Avenue Corcoran, CA 93212	857074	TRACT 857	The Sequoias – Phase I
034-310-075	\$226.55	GARCIA, JOSE 1636 Sequoia Avenue Corcoran, CA 93212	857075	TRACT 857	The Sequoias – Phase I
034-310-076	\$226.55	VILLEGAS, JESUS A & MANUELA ZAMORA 1361 Yosemite Drive Corcoran, CA 93212	857076	TRACT 857	The Sequoias – Phase I
030-340-004	\$0.00	CITY OF CORCORAN 832 Whitley Avenue Corcoran, CA 93212	85604	TRACT 856	Sunrise Villas
030-340-005	\$0.00	CITY OF CORCORAN 832 Whitley Avenue Corcoran, CA 93212	85605	TRACT 856	Sunrise Villas

**City of Corcoran
2021-2022
Master Assessment Roll**

AP NUMBER	\$ AMOUNT	NAME	ASSESSMENT NUMBER	SUB NUMBER	SUB DESCRIPTION
030-340-006	\$0.00	CITY OF CORCORAN 832 Whitley Avenue Corcoran, CA 93212	85606	TRACT 856	Sunrise Villas
030-340-007	\$0.00	CITY OF CORCORAN 832 Whitley Avenue Corcoran, CA 93212	85607	TRACT 856	Sunrise Villas
030-340-008	\$0.00	CITY OF CORCORAN 832 Whitley Avenue Corcoran, CA 93212	85608	TRACT 856	Sunrise Villas
030-340-009	\$0.00	CITY OF CORCORAN 832 Whitley Avenue Corcoran, CA 93212	85609	TRACT 856	Sunrise Villas
030-340-010	\$0.00	CITY OF CORCORAN 832 Whitley Avenue Corcoran, CA 93212	85610	TRACT 856	Sunrise Villas
030-340-011	\$0.00	CITY OF CORCORAN 832 Whitley Avenue Corcoran, CA 93212	85611	TRACT 856	Sunrise Villas
030-340-012	\$0.00	CITY OF CORCORAN 832 Whitley Avenue Corcoran, CA 93212	85612	TRACT 856	Sunrise Villas
030-340-013	\$211.00	CABRALAS, LUIS M. 1830 Dairy Avenue #922 Corcoran, CA 93212	85613	TRACT 856	Sunrise Villas
030-340-014	\$211.00	GAONA, NOE A. 5770 Plymouth Avenue Corcoran, CA 93212	85614	TRACT 856	Sunrise Villas
030-340-015	\$211.00	CORIA, RAFAEL C. & ROSA A. 1030 Letts Avenue Corcoran, CA 93212	85615	TRACT 856	Sunrise Villas
030-340-016	\$211.00	DE LA ROSA, ANTHONY J. 920 Norboe Avenue Corcoran, CA 93212	85616	TRACT 856	Sunrise Villas
030-340-017	\$211.00	REYES, OMAR M. 1140 Birch Avenue Corcoran, CA 93212	85617	TRACT 856	Sunrise Villas
030-340-018	\$211.00	CARINIO, NOAH L 1512 Arnold Court Corcoran, CA 93212	85618	TRACT 856	Sunrise Villas
030-340-019	\$211.00	AGUILAR, JUAN L. & MARIA L. L G 919 Hall Avenue Corcoran, CA 93212	85619	TRACT 856	Sunrise Villas
030-340-020	\$211.00	HERRERA, GRISELDA 745 Hale Avenue Corcoran, CA 93212	85620	TRACT 856	Sunrise Villas
030-340-021	\$211.00	SHUMAN, PAUL W. & MARIA B. 2517 Garvey Avenue Corcoran, CA 93212	85621	TRACT 856	Sunrise Villas
030-340-022	\$211.00	MARTINEZ, JAKUB D & SAMANTHA C 6434 Niles Avenue Corcoran, CA 93212	85622	TRACT 856	Sunrise Villas
030-340-023	\$211.00	VARGAS, HORTENSIA S 1215 Branum Avenue Corcoran, CA 93212	85623	TRACT 856	Sunrise Villas

**City of Corcoran
2021-2022
Master Assessment Roll**

AP NUMBER	\$ AMOUNT	NAME	ASSESSMENT NUMBER	SUB NUMBER	SUB DESCRIPTION
030-340-024	\$211.00	SELF HELP ENTERPRISES PO Box 6520 Visalia, CA 93290	85624	TRACT 856	Sunrise Villas
030-340-025	\$211.00	GARZA, FILIBERTO G 536 S T. Street Tulare, CA 93274	85625	TRACT 856	Sunrise Villas
030-340-026	\$211.00	RIOS, JOSE A M & FELIPA A O 909 Keegan Avenue Corcoran, CA 93212	85626	TRACT 856	Sunrise Villas
030-340-027	\$211.00	BACHO, JESSICA J 1519 Arnold Court Corcoran, CA 93212	85627	TRACT 856	Sunrise Villas
030-340-028	\$211.00	GONZALES, MASON L 1523 Arnold Court Corcoran, CA 93212	85628	TRACT 856	Sunrise Villas
030-340-029	\$211.00	GUTIERREZ, ROBERTO M & GUADALUPE F L 745 Gardner Avenue Corcoran, CA 93212	85629	TRACT 856	Sunrise Villas
030-340-030	\$211.00	RAMIREZ, AMANDA N 1531 Arnold Court Corcoran, CA 93212	85630	TRACT 856	Sunrise Villas
030-340-031	\$211.00	JP MORGAN MORTGAGE ACQUISITION CORP c/o CARRINGTON MORTGAGE SERVICE 1600 Douglass Rd. Ste 200A Anaheim, CA 92806	85631	TRACT 856	Sunrise Villas
030-340-032	\$211.00	MARIBOJOC, VICTOR & SOCORRO 360 Wawona Street Corcoran, CA 93212	85632	TRACT 856	Sunrise Villas
030-340-033	\$211.00	RIOS, VICENTE & MA GUADALUPE PD 1522 Aurand Court Corcoran, CA 93212	85633	TRACT 856	Sunrise Villas
030-340-034	\$211.00	AVILES, MIGUEL A. 1518 Aurand Court Corcoran, CA 93212	85634	TRACT 856	Sunrise Villas
030-340-035	\$211.00	VALDEZ, FRANCISCO G. & AIME G. 1514 Aurand Court Corcoran, CA 93212	85635	TRACT 856	Sunrise Villas
030-340-036	\$211.00	GONZALEZ, ALFREDO L. & MARIE E. 1512 Aurand Court Corcoran, CA 93212	85636	TRACT 856	Sunrise Villas
030-340-037	\$211.00	HUESCA, JORGE 1510 Aurand Court Corcoran, CA 93212	85637	TRACT 856	Sunrise Villas
030-340-038	\$211.00	MADRID, EUGENE 1508 Aurand Court Corcoran, CA 93212	85638	TRACT 856	Sunrise Villas

**City of Corcoran
2021-2022
Master Assessment Roll**

AP NUMBER	S AMOUNT	NAME	ASSESSMENT NUMBER	SUB NUMBER	SUB DESCRIPTION
030-340-039	\$211.00	AUSTIN, MONA 1500 Aurand Court Corcoran, CA 93212	85639	TRACT 856	Sunrise Villas
030-340-040	\$211.00	RIVERA, RENE C. & LORENA P. CALDERON 1501 Aurand Court Corcoran, CA 93212	85640	TRACT 856	Sunrise Villas
030-340-041	\$211.00	SANCHEZ, CARLOS D. & MARIA DE LA 1507 Aurand Court Corcoran, CA 93212	85641	TRACT 856	Sunrise Villas
030-340-042	\$211.00	BOYDSTUN, MATTHEW G & GRISELDA 1511 Aurand Court Corcoran, CA 93212	85642	TRACT 856	Sunrise Villas
030-340-043	\$211.00	PROCTOR, JASON & ANNA REV TRUST 510 Wigdal Avenue Corcoran, CA 93212	85643	TRACT 856	Sunrise Villas
030-340-044	\$211.00	ADAM, SAM A. 1519 Aurand Court Corcoran, CA 93212	85644	TRACT 856	Sunrise Villas
030-340-045	\$211.00	HASSON, SADEQ M. 1523 Aurand Court Corcoran, CA 93212	85645	TRACT 856	Sunrise Villas
030-340-046	\$211.00	LULE, MARGARITA 1908 Josephine Avenue Corcoran, CA 93212	85646	TRACT 856	Sunrise Villas
030-340-047	\$211.00	FRAGA, ROSA 1531 Aurand Court Corcoran, CA 93212	85647	TRACT 856	Sunrise Villas
030-350-001	\$220.70	FORTITUDE INVESTMENTS 1551 6 TH Avenue Drive, #108 Kingsburg, CA 93631	78501	TRACT 785	Patterson Tract
030-350-002	\$220.70	FORTITUDE INVESTMENTS 1551 6 TH Avenue Drive, #108 Kingsburg, CA 93631	78502	TRACT 785	Patterson Tract
030-350-003	\$220.70	FORTITUDE INVESTMENTS 1551 6 TH Avenue Drive, #108 Kingsburg, CA 93631	78503	TRACT 785	Patterson Tract
030-350-004	\$220.70	FORTITUDE INVESTMENTS 1551 6 TH Avenue Drive, #108 Kingsburg, CA 93631	78504	TRACT 785	Patterson Tract
030-350-005	\$220.70	FORTITUDE INVESTMENTS 1551 6 TH Avenue Drive, #108 Kingsburg, CA 93631	78505	TRACT 785	Patterson Tract
030-350-006	\$220.70	FORTITUDE INVESTMENTS 1551 6 TH Avenue Drive, #108 Kingsburg, CA 93631	78506	TRACT 785	Patterson Tract
030-350-007	\$220.70	FORTITUDE INVESTMENTS 1551 6 TH Avenue Drive, #108 Kingsburg, CA 93631	78507	TRACT 785	Patterson Tract
030-350-008	\$220.70	FORTITUDE INVESTMENTS 1551 6 TH Avenue Drive, #108 Kingsburg, CA 93631	78508	TRACT 785	Patterson Tract

**City of Corcoran
2021-2022
Master Assessment Roll**

AP NUMBER	S AMOUNT	NAME	ASSESSMENT NUMBER	SUB NUMBER	SUB DESCRIPTION
030-350-009	\$220.70	FORTITUDE INVESTMENTS 1551 6 TH Avenue Drive, #108 Kingsburg, CA 93631	78509	TRACT 785	Patterson Tract
030-350-010	\$220.70	FORTITUDE INVESTMENTS 1551 6 TH Avenue Drive, #108 Kingsburg, CA 93631	78510	TRACT 785	Patterson Tract
030-350-011	\$220.70	FORTITUDE INVESTMENTS 1551 6 TH Avenue Drive, #108 Kingsburg, CA 93631	78511	TRACT 785	Patterson Tract
030-350-012	\$220.70	FORTITUDE INVESTMENTS 1551 6 TH Avenue Drive, #108 Kingsburg, CA 93631	78512	TRACT 785	Patterson Tract
030-350-013	\$220.70	FORTITUDE INVESTMENTS 1551 6 TH Avenue Drive, #108 Kingsburg, CA 93631	78513	TRACT 785	Patterson Tract
030-350-014	\$220.70	FORTITUDE INVESTMENTS 1551 6 TH Avenue Drive, #108 Kingsburg, CA 93631	78514	TRACT 785	Patterson Tract
030-350-015	\$220.70	FORTITUDE INVESTMENTS 1551 6 TH Avenue Drive, #108 Kingsburg, CA 93631	78515	TRACT 785	Patterson Tract
030-350-016	\$220.70	FORTITUDE INVESTMENTS 1551 6 TH Avenue Drive, #108 Kingsburg, CA 93631	78516	TRACT 785	Patterson Tract
030-350-017	\$220.70	FORTITUDE INVESTMENTS 1551 6 TH Avenue Drive, #108 Kingsburg, CA 93631	78517	TRACT 785	Patterson Tract
030-350-018	\$220.70	FORTITUDE INVESTMENTS 1551 6 TH Avenue Drive, #108 Kingsburg, CA 93631	78518	TRACT 785	Patterson Tract
034-016-023	\$292.21	LeOra, LLC 6501 Fruitvale Avenue Bakersfield, CA 93308	18001-1	TRACT 925	Sierra Estates – Phase 2
034-016-023	\$292.21	LeOra, LLC 6501 Fruitvale Avenue Bakersfield, CA 93308	18001-2	TRACT 925	Sierra Estates – Phase 2
034-016-023	\$292.21	LeOra, LLC 6501 Fruitvale Avenue Bakersfield, CA 93308	18001-3	TRACT 925	Sierra Estates – Phase 2
034-016-023	\$292.21	LeOra, LLC 6501 Fruitvale Avenue Bakersfield, CA 93308	18001-4	TRACT 925	Sierra Estates – Phase 2
034-016-023	\$292.21	LeOra, LLC 6501 Fruitvale Avenue Bakersfield, CA 93308	18001-5	TRACT 925	Sierra Estates – Phase 2
034-016-023	\$292.21	LeOra, LLC 6501 Fruitvale Avenue Bakersfield, CA 93308	18001-6	TRACT 925	Sierra Estates – Phase 2
034-016-023	\$292.21	LeOra, LLC 6501 Fruitvale Avenue Bakersfield, CA 93308	18001-7	TRACT 925	Sierra Estates – Phase 2
034-016-023	\$292.21	LeOra, LLC 6501 Fruitvale Avenue Bakersfield, CA 93308	18001-8	TRACT 925	Sierra Estates – Phase 2

**City of Corcoran
2021-2022
Master Assessment Roll**

AP NUMBER	S AMOUNT	NAME	ASSESSMENT NUMBER	SUB NUMBER	SUB DESCRIPTION
034-016-023	\$292.21	LeOra, LLC 6501 Fruitvale Avenue Bakersfield, CA 93308	18001-9	TRACT 925	Sierra Estates – Phase 2
034-016-023	\$292.21	LeOra, LLC 6501 Fruitvale Avenue Bakersfield, CA 93308	18001-10	TRACT 925	Sierra Estates – Phase 2
034-016-023	\$292.21	LeOra, LLC 6501 Fruitvale Avenue Bakersfield, CA 93308	18001-11	TRACT 925	Sierra Estates – Phase 2
034-016-023	\$292.21	LeOra, LLC 6501 Fruitvale Avenue Bakersfield, CA 93308	18001-12	TRACT 925	Sierra Estates – Phase 2
034-016-023	\$292.21	LeOra, LLC 6501 Fruitvale Avenue Bakersfield, CA 93308	18001-13	TRACT 925	Sierra Estates – Phase 2
034-016-023	\$292.21	LeOra, LLC 6501 Fruitvale Avenue Bakersfield, CA 93308	18001-14	TRACT 925	Sierra Estates – Phase 2
034-016-023	\$292.21	LeOra, LLC 6501 Fruitvale Avenue Bakersfield, CA 93308	18001-15	TRACT 925	Sierra Estates – Phase 2
034-016-023	\$292.21	LeOra, LLC 6501 Fruitvale Avenue Bakersfield, CA 93308	18001-16	TRACT 925	Sierra Estates – Phase 2
034-016-023	\$292.21	LeOra, LLC 6501 Fruitvale Avenue Bakersfield, CA 93308	18001-17	TRACT 925	Sierra Estates – Phase 2
034-016-023	\$292.21	LeOra, LLC 6501 Fruitvale Avenue Bakersfield, CA 93308	18001-18	TRACT 925	Sierra Estates – Phase 2
034-016-023	\$292.21	LeOra, LLC 6501 Fruitvale Avenue Bakersfield, CA 93308	18001-19	TRACT 925	Sierra Estates – Phase 2
034-016-023	\$292.21	LeOra, LLC 6501 Fruitvale Avenue Bakersfield, CA 93308	18001-20	TRACT 925	Sierra Estates – Phase 2
034-016-023	\$292.21	LeOra, LLC 6501 Fruitvale Avenue Bakersfield, CA 93308	18001-21	TRACT 925	Sierra Estates – Phase 2
034-016-023	\$292.21	LeOra, LLC 6501 Fruitvale Avenue Bakersfield, CA 93308	18001-22	TRACT 925	Sierra Estates – Phase 2
034-016-023	\$292.21	LeOra, LLC 6501 Fruitvale Avenue Bakersfield, CA 93308	18001-23	TRACT 925	Sierra Estates – Phase 2
034-016-023	\$292.21	LeOra, LLC 6501 Fruitvale Avenue Bakersfield, CA 93308	18001-24	TRACT 925	Sierra Estates – Phase 2
034-016-023	\$292.21	LeOra, LLC 6501 Fruitvale Avenue Bakersfield, CA 93308	18001-25	TRACT 925	Sierra Estates – Phase 2
034-016-023	\$292.21	LeOra, LLC 6501 Fruitvale Avenue Bakersfield, CA 93308	18001-26	TRACT 925	Sierra Estates – Phase 2
034-016-023	\$292.21	LeOra, LLC 6501 Fruitvale Avenue Bakersfield, CA 93308	18001-27	TRACT 925	Sierra Estates – Phase 2

**City of Corcoran
2021-2022
Master Assessment Roll**

AP NUMBER	S AMOUNT	NAME	ASSESSMENT NUMBER	SUB NUMBER	SUB DESCRIPTION
034-016-023	\$292.21	LeOra, LLC 6501 Fruitvale Avenue Bakersfield, CA 93308	18001-28	TRACT 925	Sierra Estates – Phase 2
034-016-023	\$292.21	LeOra, LLC 6501 Fruitvale Avenue Bakersfield, CA 93308	18001-29	TRACT 925	Sierra Estates – Phase 2
034-016-023	\$292.21	LeOra, LLC 6501 Fruitvale Avenue Bakersfield, CA 93308	18001-30	TRACT 925	Sierra Estates – Phase 2
034-016-023	\$292.21	LeOra, LLC 6501 Fruitvale Avenue Bakersfield, CA 93308	18001-31	TRACT 925	Sierra Estates – Phase 2
034-016-023	\$292.21	LeOra, LLC 6501 Fruitvale Avenue Bakersfield, CA 93308	18001-32	TRACT 925	Sierra Estates – Phase 2
034-016-023	\$292.21	LeOra, LLC 6501 Fruitvale Avenue Bakersfield, CA 93308	18001-33	TRACT 925	Sierra Estates – Phase 2
034-016-023	\$292.21	LeOra, LLC 6501 Fruitvale Avenue Bakersfield, CA 93308	18001-34	TRACT 925	Sierra Estates – Phase 2
034-016-023	\$292.21	LeOra, LLC 6501 Fruitvale Avenue Bakersfield, CA 93308	18001-35	TRACT 925	Sierra Estates – Phase 2
034-016-023	\$292.21	LeOra, LLC 6501 Fruitvale Avenue Bakersfield, CA 93308	18001-36	TRACT 925	Sierra Estates – Phase 2
034-016-023	\$292.21	LeOra, LLC 6501 Fruitvale Avenue Bakersfield, CA 93308	18001-37	TRACT 925	Sierra Estates – Phase 2
034-016-023	\$292.21	LeOra, LLC 6501 Fruitvale Avenue Bakersfield, CA 93308	18001-38	TRACT 925	Sierra Estates – Phase 2
034-016-023	\$292.21	LeOra, LLC 6501 Fruitvale Avenue Bakersfield, CA 93308	18001-39	TRACT 925	Sierra Estates – Phase 2
034-016-023	\$292.21	LeOra, LLC 6501 Fruitvale Avenue Bakersfield, CA 93308	18001-40	TRACT 925	Sierra Estates – Phase 2
034-016-023	\$292.21	LeOra, LLC 6501 Fruitvale Avenue Bakersfield, CA 93308	18001-41	TRACT 925	Sierra Estates – Phase 2
034-016-023	\$292.21	LeOra, LLC 6501 Fruitvale Avenue Bakersfield, CA 93308	18001-42	TRACT 925	Sierra Estates – Phase 2
034-016-023	\$292.21	LeOra, LLC 6501 Fruitvale Avenue Bakersfield, CA 93308	18001-43	TRACT 925	Sierra Estates – Phase 2
034-016-023	\$292.21	LeOra, LLC 6501 Fruitvale Avenue Bakersfield, CA 93308	18001-44	TRACT 925	Sierra Estates – Phase 2
034-016-023	\$292.21	LeOra, LLC 6501 Fruitvale Avenue Bakersfield, CA 93308	18001-45	TRACT 925	Sierra Estates – Phase 2
TOTAL LOTS: 200	\$48,191.83				

STAFF REPORT
ITEM #: 7A

MEMORANDUM

TO: City Council

FROM: Soledad Ruiz-Nunez, Finance Director

DATE: June 23, 2022

MEETING DATE: June 28, 2022

SUBJECT: Budget Amendments Fiscal Year 2022

Recommendation:

Approve Resolution No. 3148 Budget Amendment for Fiscal Year 2021-2022.

Discussion:

In reviewing the approved budget and the projected expenses we were able to identify several projects and expenses which were not budgeted for or allocated appropriately in the current fiscal year.

Budget Impact:

Increase in budgeted expenses.

Attachments:

Resolution 3148 list of budget amendment accounts and amounts.

RESOLUTION NO. 3148

A RESOLUTION OF THE CITY COUNCIL OF THE CITY OF CORCORAN

APPROVING BUDGET AMENDMENTS FOR

2021-2022 FISCAL YEAR

At a meeting of the City Council of the City of Corcoran, duly called and held on motion of Council Member _____, seconded by Council Member _____, and duly carried, the following resolution was adopted.

IT IS HEREBY RESOLVED that the following budget amendment for the General Fund and Special Funds of the City of Corcoran for the 2021-2022 Fiscal Year shall be and are hereby approved by the City Council of the City of Corcoran:

1. Increase the following accounts due to unexpected expenses:

Council

104-401-300-170	Publications & Dues	\$750
104-401-300-215	Employee Years of Service	\$450
104-401-300-271	Meetings	\$100

Administrative Services

104-402-300-200	Professional Services	\$4,000
-----------------	-----------------------	---------

Finance

104-405-100-100	Full-time Employees	\$20,000
104-405-200-120	Health Insurance	\$500
104-405-200-121	Workers' Comp & EAP	\$1,300
104-405-200-122	Retirement - PERS	\$1,500
104-405-200-124	Medicare	\$120
104-405-200-132	Deferred Comp	\$2,000
104-405-300-150	Office Supplies	\$3,500

Community Development

104-406-200-121	Workers' Comp & Eap	\$150
104-406-200-125	Uniforms	\$100
104-406-200-132	Deferred Comp	\$23
104-406-300-190	Weed Abatement Costs	\$500
104-406-300-210	Special Deptl Supplies	\$3,000
104-406-300-270	Travel & Training	\$650

Parks

104-412-200-131	SUI	\$160
104-412-300-130	Liability & Property Ins	\$8,000
104-412-300-140	Equipment Mntce & Repairs	\$125
104-412-300-200	Professional Services	\$100
104-412-300-210	Special Deptl Supplies	\$2,000

104-412-300-240	Pacific Gas & Electric	\$3,000
104-412-500-530	Impr Other Than Bldgs	\$10,000
104-412-500-540	Machinery & Equipment	\$18,000
104-412-500-541	Mach Equip -Parks Grant #2	\$275,000

Police

104-421-100-105	Crossing Guards	\$13,000
104-421-100-106	Stand-by Pay	\$20,000
104-421-100-110	Overtime	\$45,000
104-421-200-123	Retirement - SSI	\$10,000
104-421-200-124	Medicare	\$3,000
104-421-300-130	Liability & Property Ins	\$17,000
104-421-300-148	Jail Operation	\$1,000
104-421-300-206	Gang Task Force	\$6,500
104-421-300-210	Special Deptl Supplies	\$27,500
104-421-300-220	Telephone	\$15,000
104-421-300-250	Fuel	\$10,000
104-421-300-299	Other Expenditures	\$1,000

Public Works Administration

104-431-100-100	Full-time Employees	\$12,000
104-431-200-122	Retirement - PERS	\$1,500
104-431-200-132	Deferred Comp	\$6,000
104-431-300-170	Publications	\$300
104-431-300-201	High Speed Rail	\$1,000
104-431-300-250	Fuel	\$2,500

Government Buildings

104-432-200-125	Uniforms	\$400
104-432-200-131	SUI	\$150
104-432-300-130	Liability & Property Ins	\$250
104-432-300-152	Postage & Shipping	\$1,500
104-432-300-180	Equipment Rentals	\$1,500
104-432-300-200	Professional Services	\$15,000
104-432-300-201	IT Contract	\$35,000
104-432-300-216	Covid 19	\$7,500
104-432-300-242	Southern California Gas	\$3,500
104-432-320-200	Professional Services	\$500
104-432-320-210	Special Deptl Supplies	\$3,000
104-432-320-240	Pacific Gas & Electric	\$3,500

Equipment Services

104-433-200-125	Uniforms	\$1,200
104-433-300-130	Liability & Property Ins	\$550
104-433-300-250	Fuel	\$2,000
104-433-300-260	Vehicle Mntce & Repairs	\$150

Water

105-437-200-125	Uniforms	\$250
105-437-200-131	SUI	\$20
105-437-200-132	Deferred Comp	\$2,000
105-437-300-205	Legal Expenses	\$4,000

105-437-300-219	Chemicals	\$30,000
105-437-300-220	Telephone	\$400
105-437-300-240	Pacific Gas & Electric	\$8,000
105-437-300-250	Fuel	\$10,000
105-437-500-519	Well 5F	\$20,000
105-437-500-540	Machinery & Equipment	\$10,000
105-437-500-551	WTP Upgrades	\$100,000

Streets

109-434-100-110	Overtime	\$1,000
109-434-200-125	Uniforms	\$650
109-434-300-130	Liability & Property Ins	\$900
109-434-300-200	Professional Services	\$50,000
109-434-300-210	Special Deptl Supplies	\$2,000
109-434-300-213	Street Reconstruction	\$2,000
109-434-300-214	Sign Replacement	\$2,200
109-434-300-250	Fuel	\$750

SB1

110-434-300-200	Professional Services	\$800,000
-----------------	-----------------------	-----------

Landscape & Lighting Districts

111-601-200-120	Health Insurance	\$150
111-602-200-120	Health Insurance	\$150
111-602-300-200	Professional Services	\$750
111-603-200-120	Health Insurance	\$150
111-603-300-200	Professional Services	\$500
111-604-200-120	Health Insurance	\$150

Refuse

112-436-300-210	Special Deptl Supplies	\$2,500
112-438-200-121	Workers' Comp & EAP	\$360
112-438-200-122	Retirement - PERS	\$400
112-438-300-130	Liability & Property Ins	\$300
112-438-300-200	Professional Services	\$1,000

COPS

114-414-300-210	Special Deptl Supplies	\$30,000
114-414-300-270	Travel & Training	\$650
114-414-300-399	Bad Debt	\$330

Sewer

120-435-100-110	Overtime	\$10,000
120-435-200-120	Health Insurance	\$13,000
120-435-200-122	Retirement - PERS	\$400
120-435-200-125	Uniforms	\$410
120-435-200-131	SUI	\$20
120-435-300-130	Liability & Property Ins	\$5,000
120-435-300-160	Taxes And Fees	\$4,400
120-435-300-220	Telephone	\$150
120-435-500-530	Impr Other Than Bldgs	\$30,000

Storm

121-439-100-110	Overtime	\$2,000
121-439-200-120	Health Insurance	\$3,500
121-439-300-240	Pacific Gas & Electric	\$10,000

Regional Accounting Office

136-415-300-200	Professional Services	\$2,500
-----------------	-----------------------	---------

Measure A

138-413-300-130	Liability & Property Insurance	\$1,550
138-413-300-140	Equipment Maintenance & Repair	\$65,000
138-413-300-210	Special Department Supplies	\$1,500
138-428-300-200	Professional Services	\$1,500
138-428-300-210	Special Department Supplies	\$2,000

Local Transportation Fund

140-410-300-213	Street Reconstruction & Maintenance	\$450,000
-----------------	-------------------------------------	-----------

Transit

145-410-200-131	SUI	\$20
145-410-300-145	Building Maintenance	\$11,000
145-410-300-200	Professional Services	\$75,000

HOME Program Income

177-448-200-121	Workers' Comp & EAP	\$750
177-448-300-200	Professional Services	\$7,000

State Program Income

178-441-200-121	Workers' Comp & EAP	\$500
178-441-200-132	Deferred Comp	\$100

Federal Program Income

179-442-200-121	Workers' Comp & EAP	\$1,200
179-442-300-130	Liability & Property Ins	\$35

17-CDBG Grant-Lagoon

275-549-500-531	Sewer Pond Project	\$400,000
275-550-100-110	Overtime	\$2,500
275-550-200-120	Health Insurance AD	\$20
275-550-200-124	Medicare AD	\$20

CDBG CV 1-3 Grant

276-551-300-200	Professional Services	\$40,000
276-551-300-210	Special Department Supplies	\$40,000
301-430-200-121	Workers' Comp & EAP	\$1,000
301-430-200-122	Retirement - PERS	\$30
301-430-200-132	Deferred Comp	\$120
301-430-300-200	Professional Services	\$140

Prop 68 Grant 307-449-300-210	Special Department Supplies	\$550
Successor Agency 311-408-300-200	Professional Services	\$15,000
Property Acquisition 313-605-300-200	Professional Services	\$165,000

PASSED AND ADOPTED by the City Council of the City of Corcoran, at a regular meeting held on the 28th day of June 2022, by the following vote:

AYES:

NOES:

ABSENT:

ABSTAIN:

APPROVED:

Patricia Nolen, Mayor

ATTEST:

Marlene Spain, City Clerk

STAFF REPORT
ITEM #: 7 B

MEMORANDUM

TO: City Council

FROM: Soledad Ruiz-Nuñez, Finance Director

DATE: June 16, 2022 **MEETING DATE:** June 28, 2022

SUBJECT: Approve Resolution No. 3147 adopting the City of Corcoran 2022-2023 Fiscal Year budget and appropriations for July 2022 to June 2023.

Recommendation:

Approve Resolution No. 3147 adopting the City of Corcoran 2022-2023 Fiscal Year budget and appropriations. The proposed City Budget of \$41,317,981 includes \$13,674,612 for Capital expenditures and \$21,191,263 of Operating expenditures.

Discussion:

The Budget for Fiscal Year 2022-2023 presents conservative revenue forecast which the experts and us believe will hold through the new fiscal year.

The General Fund budget presented is balanced, as are most of the Enterprise Funds.

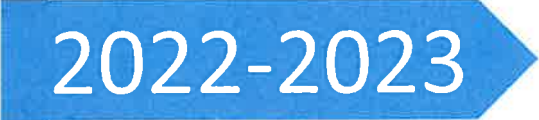

The FY 2022-2023 budget may require some revision as we move through the year and we fully realize any residual impacts from the Covid 19 pandemic.

Budget Impact:

N/A


Attachments:

Budget for Fiscal Year 2022-2023.



2022-2023

CITY OF CORCORAN BUDGET



(This page intentionally left blank.)

City of

CORCORAN

A MUNICIPAL CORPORATION

FOUNDED 1914

June 23, 2022

Mayor Patricia Nolen
Vice Mayor Jeanette Zamora-Bragg
Council Member Greg Ojeda
Council Member Sidonio "Sid" Palmerin
Council Member Jerry Robertson

Honorable Mayor and Members of the City Council,

Your City Executive Team is pleased to present a Fiscal Year 2022/2023 (FY 22-23) Balanced Budget for your consideration and adoption. As in past years, this annual budget continues to reflect the collaborative teamwork of all City Departments to allocate resources in a manner that aligns with City priorities to serve and support the Corcoran community. This budget also represents the first full budget planning year under new City Manager Greg Gatzka, and the City's Executive Team is commended for their seamless transition of teamwork in working with the new City Manager to advance City cost savings, operational efficiencies, and revenue enhancements leading up to this FY 22-23 Budget. Over the past year, our City made significant financial advancements by successfully locking in low interest financing to reduce the CalPERS unfunded liability, and invest in solar facilities to reduce the City's ongoing PG&E electrical costs. Greater cost efficiencies were also made in nearly all major contracted services.

As we head into the next Fiscal Year, the City will face greater external uncertainty and challenges that our nation and state face. These include ongoing recovery from Covid, the declining availability of goods and services, disruption in the distribution of materials, rising inflation, significant gas and petroleum cost increases, minimum wage increase, rising housing costs, interest rate increases, industry labor shortages, and increased competition for qualified local government staff. Most of these challenges are factors that the City has no direct control over. However, our City is prepared to remain adaptable, resilient, and strategic in maintaining a quality work environment and experienced qualified staff, while advancing programs and investments in the City to support a vibrant economy. Our City currently has an excellent foundation of management teamwork that will serve our City well as we face these challenges ahead and meet the needs of this coming Fiscal Year.

This FY 22-23 budget authorizes just over \$41.3 million in operating and capital expenditures, and establishes the spending plan for the upcoming fiscal year. The budget represents a policy commitment by the City to maintain and enhance quality services and programs that support the residents and businesses of the City of Corcoran. A summary of the main budget fund groups is provided below:

General Fund

The FY 22-23 Budget presents a conservative revenue projection for the General Fund. General Fund revenues are estimated to be 4.12% higher than the previous fiscal year. Although the projected sales tax is projected to be about 1% less and other minor adjustments are anticipated, the additional funds from COPS grant, Water Fund and ARPA funds will provide \$8,915,827 in General Fund Revenue. Total estimated expenditures are \$8,556,560, which leaves a positive remaining balance of \$359,267.

Enterprise Funds

The Water Fund has a sizeable 30% increase in revenue due primarily to the State's \$1.5 million in grant funding for a new City water well, and the \$3.5 million in State Revolving Fund 0% interest loan for the Citywide water meter installation program. The total Water Fund expenditure is just over \$12 million. The Refuse Fund has a slight increase over last year and will benefit from the State's CalRecycle grant for SB 1383 implementation. The Wastewater Fund is benefiting from approximately \$1.38 million in ARPA funding for upgrades and improvements to wastewater facilities. The Storm Drain Fund continues to have a minimal operating budget and will need additional capital allocation of approximately \$40,000 to meet service needs.

Streets & Transit

The City's Streets is highly dependent upon State Gas Tax and SB 1 funds. The combined total for these two funds is anticipated to receive approximately 11% less funding and have approximately \$1.8 million in FY 22-23. The City's Transit system is anticipated to receive additional transit grant funding and provide an operating budget of just over \$1.4 million. This will continue to support the City of Corcoran in maintaining the only City service provided transit service in Kings County.

Capital Projects

In FY 22-23, the largest capital expenditure is carried over to complete the remaining construction of the new \$7 million Gateway Park located on the southwest corner of Orange Avenue and Otis Avenue. This park was funded in 2019 through Proposition 68 Statewide Park Development and Community Revitalization Program funds. The Veterans Memorial located within the park is also planned to be completed and is funded through High Speed Rail settlement funds.

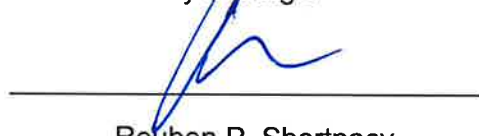
Respectfully,



Gregory R. Gatzka
City Manager



Soledad Ruiz-Nuñez
Finance Director



Reuben P. Shortnacy
Police Chief



Kevin Tromborg
Community Development Director



Joe Faulkner
Public Works Director



Marlene Spain
City Clerk/Assistant to City Manager

Table of Content

JULY 2022-JUNE 2023

Management Letter

PART I- INTRODUCTORY SECTION

- I Council
- Administration
- II Community Profile
- V Description of Funds

PART II- Budget

- 1 Resolution
- 3 Cash Balance Projections
- 5 PARS Investment Account
- 7 Summary of Operational Expenditures & Overhead
- 9 Transfers-Overhead and Operational
- 11 General Fund Revenues
- 13 Enterprise Fund Revenues
- 14 Fiduciary and Other Governmental Fund Revenues

General Fund Budgets

- 20 Measure A
- 21 Mayor and Council
- 22 Administrative Services
- 23 City Attorney
- 24 Finance
- 25 Community Development
- 26 Recreation
- 27 Parks
- 28 Police
- 29 Fire Services
- 30 Public Works Administration
- 31 Government Buildings
- 32 Equipment Services

JULY 2022-JUNE 2023

Table of Content

Enterprise Fund Budgets

33	Water
34	Refuse
35	Refuse- Street Sweeping
36	Wastewater- Sanitary Sewer
37	Wastewater- Storm Drain
38	Transit

Government Fund Expense Budgets

39	Streets Maintenance
40	SB1 Road Maintenance & Rehabilitation
41	Surface Transportation Program
42	Supplemental Law Enforcement Services
43	Regional Accounting Office
44	Pistachio Farm
45	Police Department Construction
46	Housing Authority
47	Permit IT Fee
48	Permit Travel & Training Fee
49	Property Acquisition
50	Restricted Property Acquisition
51	American Rescue Plan Act

Impact Fees

52	Water
53	Law Enforcement
54	General
55	Parks & Recreation Facilities
56	Wastewater Treatment
57	Storm Drain

Table of Content

JULY 2022-JUNE 2023

Fiduciary Fund Budgets

- 58 Corcoran Joint Powers Finance Authority
- 59 2022 Pension Liability Lease
- 60 2022 Energy Equipment Lease
- 61 Successor Agency
- 62 Assessment Districts

Grant Funds

- 67 Program Income HOME Housing Grant
- 68 Program Income CDBG State
- 69 Program Income CDBG Federal
- 70 Program Income CalHOME
- 71 HOME Housing Active Grant
- 72 CDBG Housing Active Grant
- 73 CalHOME Housing Active Grant
- 74 Parks Grant
- 75 Veterans Memorial Grant
- 77 Capital Outlay
- 79 Personnel

(This page intentionally left blank.)

CITY OF CORCORAN

MAYOR

Patricia Nolen

VICE MAYOR

Jeanette Zamora-Bragg

CITY COUNCIL MEMBERS

Greg Ojeda

Jerry Robertson

Sidonio Palmerin

ADMINISTRATION

Greg Gatzka- City Manager

Marlene Lopez - City Clerk

Reuben Shortnacy – Chief of Police

Kevin Tromborg - Community Development Director

Soledad Ruiz-Nuñez – Finance Director

Joseph Faulkner - Public Works Director



COMMUNITY PROFILE



HISTORY

Incorporated in 1914, the City of Corcoran, population of 22,691, is located in the heartland of California's fertile San Joaquin Valley. Corcoran is a "small town" in the best sense of the word with its citizens working together on major community projects. Corcoran has been built on a strong agricultural base because it is located near one of the most remarkable geographic features in the San Joaquin Valley, the Tulare Lake Basin, which is the most fertile region in the world.

LOCATION

Located in the heart of the Central Valley on Highway 43.

- 178 miles North of Los Angeles
- 230 miles South of San Francisco and Sacramento
- 2 hour drive to the Pacific Ocean
- 1 hour drive from the Sierra Nevada Mountain range
- Gateway to tourist traveling to Yosemite, Sequoia, Sierra and Kings Canyon National Parks



LOCAL ECONOMY

The City has approximately 320 acres in the City limits zoned for light and heavy industry with two industrial parks included.

Agriculture and corrections are the foundation of the local economy which has provided economic stability for the City. The major farming entities are J.G. Boswell Co., Hansen Ranches, Gilkey Farms, and Salyer America. The employment sector is concentrated with the two large correctional facilities employing over 4,000 employees.

Corcoran leaders are continuing to push for additional industries to further solidify and diversify the local economic base. Virtus Nutrition LLC, Buttonwillow Warehouse, Mar Vista Brand Inc, Camfill Farr Company are all located in one of the City's industrial parks.

Downtown you will find many chain stores and fast food restaurants. Corcoran has recognized stores like Rite Aid, Auto Zone, Family Dollar, McDonalds, Taco Bell, Subway, Pizza Factory, Little Caesars Pizza, Shell, and Valero.

SCHOOLS

The Corcoran Unified School District offers kindergarten through 12th grade classes with three elementary schools, one junior high and one high school. West Hills College and College of the Sequoias (C.O.S.) serve the local community college needs in nearby Lemoore, Hanford and Visalia. In 2009, a multi-million dollar Technology Learning Center opened and is located on the campus of Corcoran High School where students are able to take high school classes and some college courses offered by COS.

RECREATION

Corcoran's recreation program boasts nine public parks and four playgrounds. The Recreation Association of Corcoran (RAC) sports a \$3 million facility complete with saunas, jacuzzis, racquetball courts and weight room, while other City recreational opportunities include lighted tennis courts, state of the art baseball diamonds, soccer fields, skate park, complete Senior Center, a renovated Olympic size swimming pool with a 162 ft. water slide, a children's swimming pool, splash pad and an extensive recreation program.

SERVICE ORGANIZATIONS

Service organizations of the community include: Rotary, Kiwanis, Lions, American Legion, the Thursday Club (a Woman's club which boasts 100 years existence in Corcoran), Corcoran 50-50 Club, and other fraternal and professional groups. The Corcoran Christmas Tree Committee, an advisory committee of the Chamber of Commerce, provides the community with an Annual Christmas Tree placed in the heart of the City downtown

at the intersection of Whitley and Chittenden Avenue (considered perhaps the longest standing tradition of a live lit tree nationwide).

GOVERNMENT PROFILE

The City of Corcoran incorporate August 11, 1914, currently occupies a land area of approximately 5.8 square miles in Kings County, and serves a population of 22,691. The City is a “General Law City” under California Law and is governed by an elected mayor and city council. The 5 City Council members are elected by popular vote by the citizens and serve a four year term.

The City provides public safety, street maintenance, sanitation, transportation, water, planning, community development, and sewer services.



DESCRIPTION OF FUNDS

GENERAL FUND

The general fund is the general operating fund of the City. It is used to account for all financial resources except those required to be accounted for in another fund.

General funds are used to pay for:

- Public Safety
- Animal Control
- Administration
- Community Development
- Parks Maintenance
- Recreation

Major revenue sources are:

- Property Taxes
- Transient Occupancy Tax
- Permits
- Fines
- Sales Taxes
- Business License
- Vehicle in Lieu Fees
- Penalties

ENTERPRISE FUND

The Enterprise fund is used to account for operations that are financed and operated in a manner similar to private business enterprises where the intent of the governing body is that the costs of providing goods or services to the general public on a continuing basis are to be financed or recovered primarily through user charges.

Major enterprise funds are:

- Water
- Sewer
- Storm Drain
- Refuse
- Transit

Revenue source:

- Fees paid by users

FIDUCIARY FUNDS

Fiduciary Funds are used to account for resources held for the benefit of parties outside the government.

- Kings County CDBG Agency Funds account for collection of housing loan notes and payment remittance to Kings County
- Successor Agency is used to account for assets and liabilities of the former Redevelopment Agency



RESOLUTION NO. 3147

A RESOLUTION OF THE CITY COUNCIL OF THE CITY OF CORCORAN
APPROVING GENERAL FUND AND SPECIAL FUND BUDGETS FOR THE
2022-2023 FISCAL YEAR

At a meeting of the City Council of the City of Corcoran, duly called and held on motion of Council Member _____, seconded by Council Member _____, and duly carried, the following resolution was adopted.

IT IS HEREBY RESOLVED that the following budgets for the General Fund and Special Funds of the City of Corcoran for the 2022-2023 fiscal year shall be and are hereby approved by the City Council of the City of Corcoran:

General Fund (includes overhead)	\$8,556,561
Water Operations	\$9,328,463
Wastewater Sanitary Sewer Operations	\$1,462,827
Wastewater Storm Drain Operations	\$369,020
Refuse	\$2,334,219
Gas Tax-Streets	\$794,216
SB1 Road Maintenance & Rehabilitation	\$459,134
Transit	\$1,153,493
Housing Grant Program	\$604,557
Regional Accounting Office	\$209,513
Housing Authority	\$33,233
Successor Agency	\$522,112
Measure A	\$2,172,121
Permit Fee	\$4,000
Permit Travel & Training Fee	\$7,500
Property Acquisition (includes restricted)	\$22,500
Surface Transportation Program	\$1,443,864
Parks Grant	\$20,000
Assessment Districts	\$42,491
Supplemental Law Enforcement	\$193,000
Law Enforcement Impact Fees	\$15,000
General Fund Capital	\$308,000
Parks Capital	\$7,585,779
Water Capital	\$2,838,000
Wastewater Sanitary Sewer Capital	\$1,950,000
Wastewater Storm Water Capital	\$55,000
Streets Projects	\$337,242
Transit	\$260,591
Refuse	\$340,000
Police Department Construction	

IT IS FURTHER RESOLVED that the following inter-fund transfers to the General Fund (includes overhead and one time transfers) shall be and are hereby approved by the City Council of the City of Corcoran:

Water Fund	\$532,991
Wastewater Sanitary Sewer Fund	\$227,323
Refuse Fund	\$225,036
Local Transportation Fund- (LTF) Transit	\$165,934
Wastewater Storm Drain Fund	\$94,188
Gas Tax- Streets	\$157,440
Regional Accounting Office	\$165,000
Measure A	\$420,000
Water Transfer	\$5,000
General Impact Fees	\$5,000
Law Enforcement Impact Fees	\$15,000
Federal PI	\$7,500
Supplemental Law Enforcement	\$35,000
ARPA	\$2,382,761

I hereby certify that this resolution was passed and adopted at a meeting of the City Council of the City of Corcoran duly called and held on June 28, 2022, by the following vote:

AYES;

NOES:


ABSENT:

APPROVED: _____

Patricia Nolen, Mayor

ATTEST: _____

Marlene Lopez, City Clerk



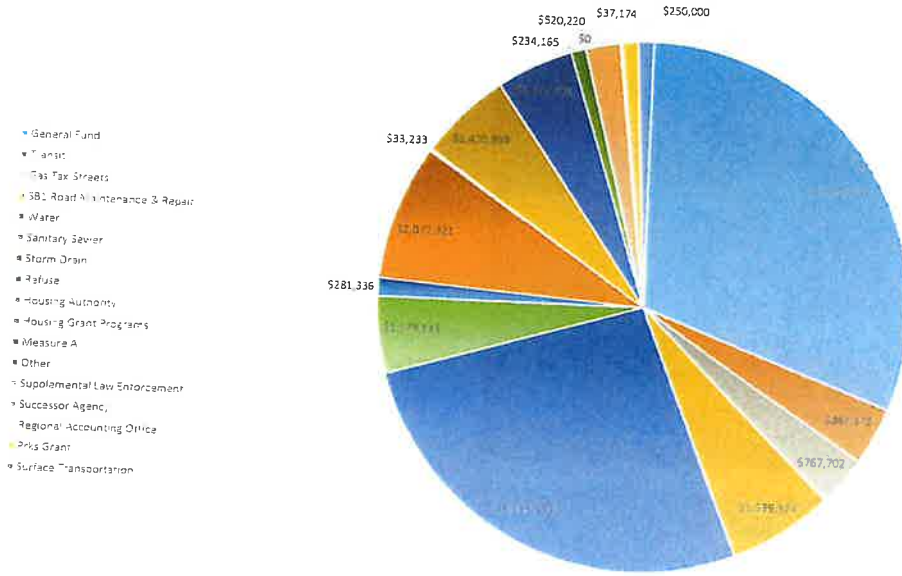
	FUND BALANCE					2021-2022 ESTIMATE REVIEW			2022-2023 PROPOSED BUDGET			
	Balance 6/30/2016	Balance 6/30/2017	Balance 6/30/2018	Balance 6/30/2019	Balance 6/30/2020	Balance 6/30/2021	Estimated Revenue	Estimated Expenditures	Estimate Balance 6/30/2022	Budgeted Revenue	Budgeted Expenditures	Estimate Balance 6/30/2023
OPERATING FUNDS												
General Fund	1,766,891	2,267,618	2,222,587	2,058,558	2,140,990	3,387,873	9,049,822	7,741,734	4,895,961	8,915,827	8,556,560	5,055,228
Water Operations	2,476,202	4,347,143	6,694,340	6,967,269	5,604,310	6,426,503	5,869,825	7,267,344	4,828,084	10,400,900	9,464,556	5,765,328
Sewer Operations	108,515	118,906	206,687	619,927	709,180	750,888	1,581,003	1,328,069	1,005,792	2,853,548	1,448,906	2,410,434
Storm Drain Operations	226,900	279,664	359,987	390,169	193,631	68,458	320,816	246,820	142,454	327,634	367,066	102,922
Refuse	20,631	(20,255)	(104,644)	(143,507)	(81,193)	(122,951)	2,421,804	2,097,608	201,245	2,784,751	2,333,877	652,119
CAPITAL FUNDS & SPECIAL FUNDS												
Rebates & Refunds (Ins & Misc)	94,431	45,771	45,771	-	-	-	-	-	-	-	-	-
General Fund Capital Outlay Fund	(52,196)	(52,196)	(52,196)	(52,196)	(52,196)	(52,196)	-	-	(52,196)	-	-	(52,196)
General Fund Rest Capital Outlay	0	10,000	10,000	10,000	42,478	42,478	-	-	42,478	-	-	42,478
Law Enforcement Impact Fees	52,030	54,464	60,876	15,779	3,636	3,065	15,205	15,000	3,270	16,010	15,000	4,280
General Impact Fees	69,367	73,166	83,161	58,192	1,013	1,734	6,506	5,000	3,240	4,000	-	7,240
Water Capital	1,715,251	1,715,251	1,715,251	1,715,251	1,715,251	1,715,251	-	-	1,715,251	-	-	-
Water Impact Fees	378,047	387,195	404,705	434,038	473,024	480,640	7,785	-	488,405	7,000	-	485,405
Refuse Restricted Street Sweeper	85,461	85,461	85,461	85,461	85,461	85,461	-	-	85,461	-	-	85,461
Parks Impact Fees	111,932	117,092	91,122	7,665	1,174	8,509	7,240	-	15,749	4,000	-	19,749
Sewer Rest Capital Outlay	-	39,500	39,500	39,500	39,500	177,000	-	-	177,000	-	-	177,000
Storm Rest Capital Outlay	-	50,000	50,000	100,000	200,000	200,000	-	-	200,000	-	-	200,000
WW Treatment Impact Fees	1,114,153	1,145,720	812,389	347,020	440,277	457,569	21,365	-	478,964	13,000	-	481,964
Storm Drain Impact Fees	4,848	(309,007)	(308,977)	(302,241)	(288,719)	(286,062)	14,020	-	(272,042)	4,000	-	(268,042)
Regional Act Office	52,074	214,906	(324,029)	17,179	203,355	436,285	318,485	183,345	571,425	233,109	209,513	595,021
Regional Act Office Self-Aide	126,000	126,000	-	-	-	-	-	-	-	-	-	-
Measure A	NA	NA	NA	190,829	451,399	863,648	2,329,874	1,679,542	1,513,980	2,105,830	2,172,121	1,447,689
Measure A restricted General Fund	NA	NA	489,261	739,261	989,261	989,261	250,000	-	1,239,261	250,000	-	1,489,261
Transit - LTF	416,769	837,985	874,578	1,260,751	1,153,931	1,145,001	863,384	924,038	1,074,347	1,426,240	1,143,576	1,357,011
LTF Self-Aide for Buses	214,000	214,000	214,000	214,000	214,000	214,000	-	-	214,000	-	-	214,000
Transit Grants (CalOES/PTMSEA)	144,386	168,564	648,097	160,695	209,682	259,682	-	-	259,682	-	-	259,682
FAU/STP/TEA/CMAQ	938,355	1,206,109	1,217,795	1,528,615	1,711,434	1,523,983	151,050	-	1,675,033	278,158	1,443,864	509,327
Gas Tax - Streets	579,659	472,770	293,873	104,336	(43,819)	(217,947)	753,900	883,205	(347,252)	1,237,405	794,216	95,937
SB 1 Road Maintenance & Rehabilitation	-	-	92,802	302,285	756,912	1,164,340	485,863	736,818	911,285	571,364	469,134	1,023,515
Police Department Continuation	3,808,875	3,809,949	3,732,066	1,205,046	(121,359)	(99,927)	45,000	-	(64,927)	42,500	-	(12,427)
	14,452,885	17,297,276	19,654,464	18,073,883	16,752,712	19,622,545	24,302,957	23,106,653	20,816,848	31,455,176	30,123,640	22,148,385





SUMMARY OF OPERATIONAL EXPENDITURES & OVERHEAD

CITY EXPENSES \$240,000



Proposed Annual Budget - City of Corcoran

Summary of General Fund Operational Expenditures with Overhead Allocation

Department	Requested 2022-2023	Funding Source						
		General + ARPA+Meas A Funds	Water Fund	San Sewer Fund	Storm Drain Fund	Refuse Fund	LTF-Transit Fund	Gas Tax Fund
City Council	\$441,896	\$336,878	\$55,902	\$13,976	\$3,494	\$13,976	\$8,735	\$8,735
Administrative Services	\$383,285	\$197,621	\$92,833	\$24,993	\$10,711	\$24,993	\$10,711	\$21,423
City Attorney	\$150,000	\$60,000	\$42,000	\$10,500	\$7,500	\$15,000	\$15,000	\$0
Finance	\$592,915	\$201,320	\$190,203	\$55,942	\$16,783	\$55,942	\$27,971	\$44,754
Community Development	\$408,773	\$403,773	\$5,000	\$0	\$0	\$0	\$0	\$0
Recreation, net of Parks charges	\$0	\$0	\$0	\$0	\$0	\$0	\$0	\$0
Parks	\$295,207	\$158,755	\$27,292	\$40,935	\$8,187	\$30,019	\$24,561	\$5,458
Police	\$9,200,592	\$5,200,592	\$0	\$0	\$0	\$0	\$0	\$0
Fire	\$0	\$0	\$0	\$0	\$0	\$0	\$0	\$0
Public Works Administration	\$258,425	\$89,121	\$60,822	\$36,494	\$12,165	\$36,494	\$0	\$24,329
Government Buildings, net of Parks ch:	\$505,208	\$306,003	\$35,035	\$30,031	\$25,026	\$30,031	\$50,051	\$30,031
Equipment Services	\$224,417	\$100,543	\$28,904	\$14,452	\$10,323	\$18,581	\$28,904	\$22,710
PARS Section 115	\$34,043	\$94,043	\$0	\$0	\$0	\$0	\$0	\$0
Total General Fund	\$8,556,561	\$7,148,849	\$537,991	\$227,323	\$94,189	\$225,036	\$165,933	\$157,440

Summary of Enterprise and Fiduciary Fund Expenditures with Overhead Allocation

Department	Requested 2022-2023	Funding Sources		
		Division Expenses	Overhead	Transfer
Transit	\$1,153,493	\$987,559	\$165,934	
Streets	\$794,216	\$636,776	\$157,440	
SB1 Road Maintenance & Repair	\$459,134	\$459,134		
Water	\$9,328,463	\$8,790,472	\$532,991	\$5,000
Sanitary Sewer	\$1,462,827	\$1,235,504	\$227,323	
Storm Drain	\$369,020	\$274,832	\$94,188	
Refuse	\$2,272,387	\$2,047,351	\$225,036	
Street Sweeping	\$61,832	\$61,832		
Surface Transportation Program	\$1,443,864	\$1,443,864		
Housing Authority	\$33,233	\$33,233		
Property Acquisition	\$20,000	\$20,000		
Restricted Property Acquisition	\$2,500	\$2,500		
Housing Grant Programs	\$604,557	\$597,057		\$7,500
Measure A	\$2,172,121	\$1,752,121		\$420,000
Permit Fee	\$4,000	\$4,000		
Permit Travel & Training Fee	\$7,500	\$7,500		
Successor Agency	\$522,112	\$522,112		
Law Enforcement Impact Fees	\$15,000			\$15,000
Supplemental Law Enforcement	\$193,000	\$158,000		\$35,000
Parks Grant	\$20,000	\$20,000		
Veteran's Memorial Grant	\$0	\$0		
Assessment Districts	\$42,491	\$42,491		
Regional Accounting Office	\$209,513	\$44,513		
Pistachio Farm	\$40,000	\$40,000		\$165,000
Total	\$21,191,263	\$40,000		

Budget Operating: \$27,643,369

Capital Budget:

- General Fund \$308,000
- Parks \$7,585,779
- Water \$2,838,000
- Streets \$337,242
- SB1 \$0
- Refuse \$340,000
- Sewer \$1,950,000
- Storm \$55,000
- Transit \$260,591
- PD \$0
- Capital Expen: \$13,674,612

Budget Approved with Capital Expenses \$41,317,981



Overhead Transfers

From

Gas Tax		
Water	\$	157,440
Sanitary Sewer	\$	532,991
Storm Drain	\$	227,323
Refuse	\$	94,188
LTF-Transit	\$	225,036
	\$	<u>165,934</u>

Total Overhead Transfer	\$	<u><u>1,402,911</u></u>
-------------------------	----	-------------------------

Operational Transfers

From

Measure A	To		
Measure A	General Fund	\$	400,000
Water	Pistachios	\$	20,000
RAO	General Fund	\$	5,000
General Impact	General Fund	\$	150,000
Law Enforcement Impt	PD Construction	\$	5,000
Federal PI	PD Construction	\$	15,000
RAO	PD Construction	\$	7,500
COPS	PD Construction	\$	15,000
ARPA Technology	General Fund	\$	35,000
ARPA Mitigation	Chamber IT	\$	40,000
ARPA Businesses	General Fund	\$	130,000
ARPA Infastructure	Chamber Grants	\$	265,000
ARPA Premium Pay	Sewer	\$	1,350,000
ARPA Premium Pay	General Fund	\$	414,179
ARPA Premium Pay	Transit	\$	58,240
ARPA Premium Pay	Streets	\$	12,480
ARPA Premium Pay	Water	\$	55,744
ARPA Premium Pay	Sewer	\$	28,288
ARPA Premium Pay	Storm	\$	9,984
ARPA Premium Pay	Refuse	\$	1,664
ARPA Premium Pay	Streets SB1	\$	4,160
ARPA Premium Pay	L&L	\$	1,664
ARPA Premium Pay	Suc Age	\$	8,154
ARPA Premium Pay	177 HOME	\$	874
ARPA Premium Pay	178 CDBG PI	\$	1,290
ARPA Premium Pay	179 Fed	\$	166
ARPA Premium Pay	301 Housing	\$	874
			<u><u>\$ 3,035,261</u></u>

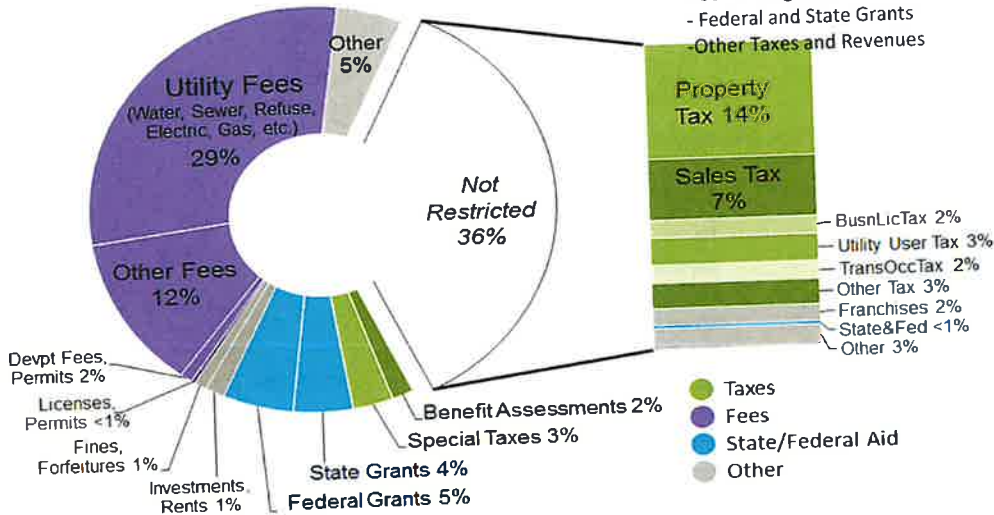
PARS Retirement Transfer

General Fund	\$	94,043
Transit	\$	9,917
Streets	\$	2,225
Water	\$	13,907
Sewer	\$	6,609
Storm	\$	1,954
Refuse	\$	342

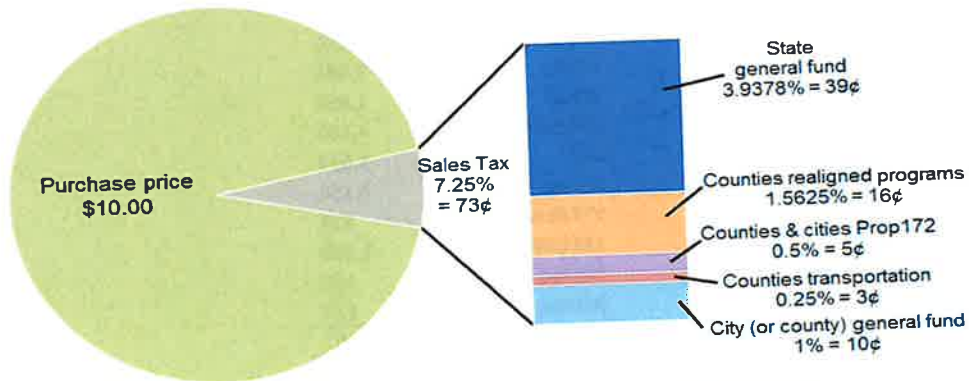
Total Operational Transfers	\$	<u><u>128,997</u></u>
-----------------------------	----	-----------------------

REVENUES SECTION

California City Revenues



This is a statewide mash-up of city revenues. Individual cities vary.
 Source: Author's computations from data from California State Controller 2014-15.
 Does not include the City/County of San Francisco.



Rates effective January 1, 2017 after the expiration of the 0.25% Proposition 30 temporary rate.
 In addition to the base, statewide rate of 7.25 percent, local voters may authorize additional "transactions and use tax" rates. These additional rates raise the total effective rate to as much as 9.75% in some locations.

GENERAL FUND REVENUE

		Actual	Actual	Actual	Estimated	Proposed/Adopted
		2018-19	2019-20	2020-21	2021-22	2022-23
Taxes						
104.000.310.001	Current Secured (Property Taxes & RPTTF Res))	\$409,977	\$401,781	\$410,077	\$399,167	\$413,500
104.000.310.003	Current Unsecured (Property Taxes)	7,297	11,560	11,254	10,036	10,000
104.000.310.002	Prior Secured (Property Taxes)	2,093	16,657	853	1,955	1,250
104.000.310.004	Prior Unsecured (Property Taxes)	-	71	130	150	150
104.000.314.007	Sales Tax	1,047,251	1,123,369	1,394,463	1,403,933	1,326,207
104.000.314.008	Sales Tax - Public Safety	57,199	62,155	62,460	74,071	72,000
104.000.316.020	Franchise Tax /PG&E	145,608	145,622	164,799	173,357	170,000
104.000.316.021	Franchise Tax/Southern Cal Gas	24,981	29,132	31,968	32,000	32,000
104.000.316.022	Franchise Tax/Comcast	74,791	71,401	72,998	73,306	74,888
104.000.316.024	Franchise Fee Refuse	144,871	159,273	167,120	173,169	172,800
104.000.318.009	Transient Occupancy Tax	51,152	61,196	73,516	64,733	68,000
	Total Taxes	1,965,220	2,082,216	2,389,638	2,405,875	2,340,795
Fines and Penalties						
104.000.320.080	Vehicle Code Fines	\$3,302	\$3,016	\$154	\$0	\$250
104.000.320.081	Other Fines	20,549	24,740	16,051	8,858	10,200
104.000.320.083	Code Enforcement Fines	37,007	19,755	11,750	8,982	12,000
104.000.320.084	DUI Fines	3,152	4,299	2,721	2,144	2,100
	Total Fines and Penalties	\$64,010	\$51,810	\$30,675	\$19,984	\$24,550
Licenses and Permits						
104.000.323.010	Business Licenses	\$40,045	\$38,658	\$40,749	\$40,381	\$42,000
104.000.323.011	Building Permits	92,783	145,030	117,354	151,554	120,000
104.000.323.012	Electrical Permits	15,534	9,817	9,148	8,497	7,920
104.000.323.013	Plumbing Permits	12,176	5,322	4,530	5,936	5,000
104.000.323.014	Mechanical Permits	10,820	2,740	2,265	4,979	5,000
104.000.323.015	Encroachment Permits	5,941	2,562	3,461	2,084	2,500
104.000.323.018	Administrative Fees	1,326	2,363	2,981	1,227	1,300
104.000.323.019	Fire Sprinklers	-	522	1,044	1,415	1,000
104.000.323.020	Reinspection Fee	194	-	50	221	150
104.000.324.010	Animal Licenses	6,529	3,715	2,580	2,818	2,500
	Total Licenses and Permits	\$185,348	\$210,729	\$184,162	\$219,112	\$187,370
Revenue from Rents & Monies						
104.000.361.090	Interest	\$28,330	\$21,365	\$8,187	\$7,246	\$7,000
104.000.361.093	PARS Investment Return	421,300	7,851	120,324	40,000	40,000
104.000.362.083	Towers (American)	8,305	9,070	9,786	9,784	10,260
104.000.362.084	Towers (AT&T)	16,641	16,398	17,889	17,889	17,892
104.000.362.085	Rents (Vet's Hall & Chittenden Offices)	8,058	13,492	36,495	40,400	47,900
104.000.362.087	Solar Land Lease	71,662	71,662	71,662	71,662	71,660
104.000.366.091	Rebates	10,177	5,251	8,835	37,611	2,500
	Total Revenues from Monies	\$564,474	\$145,090	\$273,178	\$224,592	\$197,212
Revenues from Other Agencies						
104.000.332.040	Vehicle License Fee	\$2,471,385	\$2,643,782	\$2,875,447	\$2,951,510	\$2,961,710
104.000.332.041	Home Owner's Prop Tax Relief	918	2,692	1,857	262	500
104.000.332.046	POST Reimbursements	0	48,852	4,942	2,790	2,500
104.000.333.051	Crossing Guards	43,123	43,743	19,507	45,697	45,000
104.000.333.052	Property Transfer Tax	9,777	23,402	15,806	13,000	11,500
104.000.333.053	School Resource Officer	63,280	62,183	16,339	58,500	60,000
104.000.333.054	Rent-Pool to CUSD	25,000	12,500	16,250	25,000	25,000
	Total from Other Agencies	\$2,613,483	\$2,837,153	\$2,950,147	\$3,096,759	\$3,106,210

GENERAL FUND REVENUE CONTINUE

		Actual	Actual	Actual	Estimated	Proposed/Adopted
		2018-19	2019-20	2020-21	2021-22	2022-23
Charges for Services						
104.000.350.060	Change of Zone Fees	\$8,191	\$ -	\$ 6,990	\$ -	\$ -
104.000.350.061	Conditional Use Permits	3,787	3,075	2,870	5,800	6,000
104.000.350.062	Site Plan Reviews	3,266	5,400	9,349	9,010	9,000
104.000.350.063	Subdivision Fees	-	-	610	-	-
104.000.350.064	Plan Check Fees	25,052	26,875	35,427	27,573	30,000
104.000.350.066	Parcel Maps	4,378	13,910	3,873	32,906	15,000
104.000.350.067	Administrative Approvals	1,848	1,104	2,470	420	500
104.000.350.068	Other Planning Fees	-	2,000	-	-	-
104.000.350.069	Burn Down the House Program	300	12,444	4,690	750	1,000
104.000.350.160	Sign Permit	222	620	1,863	-	-
104.000.351.070	Special Police Services	17,722	11,715	12,766	9,328	10,000
104.000.351.072	Property Abatement Charges	(4,198)	8,759	8,267	4,831	6,000
104.000.351.077	Vehicle Abatement Charges	38,968	29,301	46,523	18,807	20,000
104.000.351.078	Planning Fees	158	-	-	-	-
	Total Charges for Services	\$99,695	\$115,204	\$ 135,697	\$ 109,425	\$97,500
Other Revenue						
104.000.333.049	Post Release Community Supervision	\$ -	\$81,077	\$635	\$ -	\$ -
104.000.333.050	NTF/GTF/MCTF Overtime Grant	-	15,416	14,906	-	-
104.000.331.033	Other Grants	-	34,110	283,019	32,666	-
104.000.331.034	Park Grants	75,000	-	100,000	251,243	-
104.000.331.039	Police Dept Grants	-	-	13,000	-	100,000
104.000.366.100	Misc -Other Revenues	82,451	52,595	61,959	42,201	20,000
104.000.366.092	Sale of Assets	1,508	164,967	-	173,016	-
104.000.366.093	Copies	259	416	635	83	100
104.000.366.094	Contributions	14,975	-	-	-	-
104.000.900.900	Transfer In from Supp Law Enf-COPS	-	-	-	35,000	35,000
104.000.900.900	Transfer In from Regional Acctg Office	60,000	200,000	150,000	150,000	150,000
104.000.900.900	Transfer in from Water	70,000	5,000	5,000	5,000	5,000
104.000.900.900	Transfer in from Insurance Fund	45,775	-	-	-	-
104.000.900.900	Transfer in from Measure A	400,000	400,000	500,000	400,000	400,000
104.000.900.900	Transfer in from ARPA	-	-	-	523,975	849,179
104.000.900.900	Transfer in from Landscape & Lighting	-	-	5,000	-	-
104.xxx.700.700	Overhead	1,228,600	1,229,290	1,228,920	1,360,890	1,402,911
	Total Other Revenue	\$1,978,567	\$2,182,871	\$2,363,075	\$2,974,074	\$2,962,190
	TOTAL GENERAL FUND	\$7,470,797	\$7,625,073	\$8,326,572	\$9,049,822	\$8,915,827

ENTERPRISE FUNDS REVENUE

		Actual	Actual	Actual	Estimated	Proposed/Adopted
		2018-19	2019-20	2020-21	2021-22	2022-23
WATER FUND OPERATIONS						
105.437.331.033	Grant	\$ -	\$ -	\$ 321,278	\$ 77,383	\$3,230,078
105.437.340.345	Current Charges	5,204,426	5,380,069	5,401,233	5,316,952	5,304,000
105.437.340.350	Penalties	114,583	87,545	65,545	51,326	60,000
105.437.344.355	Hydrant Meter Connections	35	885	915	320	500
105.437.361.090	Interest	145,727	133,202	38,094	16,710	15,000
105.437.366.091	Rebates-Other Income	3,000	16,000	2,868	2,800	500
105.437.366.093	PARS Investment Return	18,725	578	15,845	5,000	5,000
105.437.366.092	Sale of Assets	-	-	81,400	143,192	-
105.437.366.100	Miscellaneous	283	-	22,207	2,457	-
105.437.366.105	Loan/bond Proceeds	-	-	-	-	1,730,078
105.437.900.900	Transfer in from ARPA	-	-	-	53,685	55,744
TOTAL WATER FUND OPERATIONS		\$5,486,780	\$5,618,278	\$5,949,385	\$5,669,825	\$10,400,900
REFUSE FUND						
112.436.340.346	Current Charges	\$1,962,057	\$2,141,853	\$2,264,795	\$2,399,976	\$2,400,000
112.436.316.023	Franchise Fees	30,526	23,606	23,948	19,669	21,000
112.436.331.033	Other Grants	-	-	-	-	29,887
112.436.366.091	Rebates	1,046	379	-	356	-
112.438.366.093	PARS Investment Return	475	29	442	200	200
112.438.331.033	Grants Sweeping	-	-	-	-	312,000
112.438.900.900	Transfer in from ARPA	-	-	-	1,603	1,664
TOTAL REFUSE FUND		\$1,994,103	\$2,165,868	\$2,289,186	\$2,421,804	\$2,764,751
SEWER FUND OPERATIONS						
120.435.340.344	Current Charges	\$1,227,092	\$1,323,495	\$1,336,909	\$1,410,139	\$1,404,000
120.435.362.085	Rents	9,311	4,270	2,985	69,060	69,060
120.435.361.090	Interest	1,310	12,728	4,624	2,000	2,000
120.435.361.093	PARS Investment Return	-	-	2,758	1,200	200
120.435.366.091	Rebates	-	2,000	7,911	7,911	-
120.435.	Grants, Misc & Capital Contribution	-	10,476	63,253	-	-
120.435.900.900	Transfer in from ARPA	-	-	-	90,693	1,378,288
TOTAL SEWER FUND OPERATIONS		\$1,237,713	\$1,352,970	\$1,418,439	\$1,581,003	\$2,853,548
STORM DRAIN FUND OPERATIONS						
121.439.340.349	Current Charges	\$312,071	\$314,044	\$316,715	\$318,666	\$316,800
121.439.361.090	Interest	10,988	7,207	2,319	700	600
121.439.361.093	PARS Investment Return	2,233	69	984	150	150
121.439.366.091	Rebates	-	2,000	1,279	1,300	-
121.439.	Grants & Capital Contribution	-	-	233,750	-	-
121.439.900.900	Transfer in from ARPA	-	-	-	8,737	9,984
TOTAL STORM DRAIN FUND OPERATIONS		\$325,292	\$323,320	\$555,049	\$320,816	\$327,534
LOCAL TRANSPORTATION FUNDS-TRANSIT						
145.410.319.049	Tax Allocation	\$723,708	\$789,570	\$982,485	\$625,992	\$762,030
145.410.331.035	Transportation Grants (5311 Admin)	151,092	123,951	128,534	125,000	168,809
145.410.331.	Transit System Grant	-	125,254	254,751	-	339,811
145.410.331.036	Transportation Grant - Cal EMA/OES	44,026	1,351	58,496	23,755	60,000
145.410.331.037	PTMISEA Funds	141,915	17,831	6,390	-	-
145.410.361.091	Interest	24,394	23,100	8,054	4,000	4,000
145.410.362.085	Rents	6,000	4,700	3,600	3,600	3,600
145.410.366.100	Miscellaneous	2,524	1,221	(36,807)	(6,805)	1,000
145.410.361.093	PARS Investment Return	13,006	407	5,539	1,000	500
145.410.351.075	Bus Fares	21,384	20,826	13,925	14,982	15,000
145.410.351.076	Amtrak Ticket Sales	44,021	32,646	7,901	13,095	10,000
145.410.351.077	KART Passes	1,926	1,412	189	130	250
145.410.351.078	Bus Wash Revenue	1,865	2,499	3,903	3,000	3,000
145.410.351.079	Advertising	7,500	-	-	-	-
145.410.900.900	Transfer in from ARPA	-	-	-	45,634	58,240
TOTAL LTF		\$1,183,360	\$1,144,768	\$1,436,960	\$853,384	\$1,426,240

FIDUCIARY FUNDS AND OTHER GOVERNMENTAL FUNDS REVENUE

		Actual 2018-19	Actual 2019-20	Actual 2020-21	Estimated 2021-22	Proposed/Adopted 2022-23
PERMIT IT FEE						
106.000.323.023	IT Fee	\$4,807	\$4,393	\$3,107	\$3,885	\$3,600
106.000.323.024	Plan Retention	-	-	200	\$755	\$150
	TOTAL PERMIT IT FEE	\$4,807	\$4,393	\$3,307	\$4,640	\$3,750
WATER IMPACT FEES						
107.437.344.360	Development Fees	\$20,336	\$28,603	\$3,751	\$6,565	\$6,000
107.437.361.090	Interest	9,864	9,169	2,769	1,200	1,000
	TOTAL WATER IMPACT FEES	\$30,200	\$37,772	\$6,519	\$7,765	\$7,000
STREET MAINTENANCE - GAS TAX FUNDS						
109.434.332.041	Gas Tax - Section 2103	\$82,894	\$171,095	\$165,546	\$179,145	\$244,383
109.434.332.042	Gas Tax - Section 2105	136,140	126,573	126,414	134,902	160,090
109.434.332.043	Gas Tax - Section 2106	63,566	57,490	57,509	57,799	69,002
109.434.332.044	Gas Tax - Section 2107	171,210	159,823	171,059	164,151	218,708
109.434.332.045	Gas Tax - Section 2107.5	5,000	5,000	5,000	5,000	5,000
109.434.366.091	Traffic Congestion Relief SB1	27,988	27,895	-	-	-
109.434.366.091	Rebates	1,000	20,005	-	-	-
109.434.331.035	Transportation Grant	-	83,591	634,179	200,150	425,000
109.434.331.039	Grant	-	158,834	1,000	-	102,242
109.434.361.090	Interest	3,570	2,576	21	-	-
109.434.366.092	Sale of Assets	-	255	-	-	-
109.434.361.093	PARS Investment Return	3,525	107	1,362	750	500
109.434.900.900	Transfer in from ARPA	-	-	-	12,003	12,480
	TOTAL GAS TAX FUNDS	\$494,893	\$813,245	\$1,162,089	\$753,900	\$1,237,405
SB 1 ROAD MAINTENANCE AND REHABILITATION						
110.434.332.045	Road Maintenance Rehabilitation	\$426,408	\$445,340	\$455,696	\$483,663	\$565,604
110.434.361.090	Interest	4,637	9,857	5,321	2,200	1,600
110.434.900.900	Transfer in from ARPA	-	-	-	3,990	4,160
	TOTAL SB1 ROAD MAINTENANCE AND REHAB	\$431,045	\$455,198	\$461,018	\$485,863	\$571,364
ASSESSMENT DISTRICTS						
111.601.310.010	Salyer Estates L&L	\$15,682	\$16,155	\$16,641	\$17,744	\$16,000
111.602.310.010	Sequoias L&L	6,310	6,222	6,252	6,166	6,400
111.603.310.010	Tract 785 L&L	7,306	7,039	7,138	7,738	7,300
111.604.310.010	Sunrise Villas-L&L	3,618	3,727	3,839	630	3,650
111.000.361.090	Interest	4,234	3,564	985	500	200
111.605.310.010	Sierra Del Sol-PFM	-	12,394	12,438	13,650	11,000
111.xxx.900.900	Transfer in from ARPA	-	-	-	1,222	1,664
	TOTAL LANDSCAPE & LIGHTING DISTRICTS	\$37,150	\$49,100	\$47,293	\$47,650	\$46,214
SUPPLEMENTAL LAW ENFORCEMENT FUND (COPS)						
114.414.331.037	Apportionment	\$148,747	\$155,948	\$100,000	\$169,284	\$130,000
114.414.331.038	Grants	-	45,117	4,793	-	-
114.414.366.091	Rebates	-	-	-	-	-
114.414.366.092	Sale of Assets	-	-	5,625	-	-
114.000.361.090	Interest	7,171	4,884	1,691	175	100
	TOTAL SUPP'L LAW ENFORCE	\$155,918	\$205,948	\$112,109	\$169,459	\$130,100
LAW ENFORCEMENT IMPACT FEES						
116.421.351.075	Development Fees	\$53,184	\$74,246	\$15,195	\$15,195	\$16,000
116.421.361.090	Interest	446	819.2	25.09	10	10
	TOTAL LAW ENFORCEMENT IMPACT FEES	\$53,630	\$75,065	\$15,221	\$15,205	\$16,010

FIDUCIARY FUNDS AND OTHER GOVERNMENTAL FUNDS REVENUE

		Actual 2018-19	Actual 2019-20	Actual 2020-21	Estimated 2021-22	Proposed/Adopted 2022-23
GENERAL IMPACT FEES						
118.418.351.076	Development Fees	\$16,126	\$21,990	\$4,517	\$6,500	\$4,000
118.418.361.090	Interest	531	1,020	15	6	-
TOTAL GENERAL IMPACT FEES		\$16,657	\$23,010	\$4,532	\$6,506	\$4,000
PARKS IMPACT FEES						
119.000.323.020	Development Fees	\$27,402	\$35,190	\$7,228	\$7,228	\$4,000
119.000.361.090	Interest	578	392	-	12	-
TOTAL PARKS IMPACT FEES		\$27,980	\$35,582	\$7,228	\$7,240	\$4,000
WW TREATMENT IMPACT FEES						
123.435.340.345	Dev Fee/Coll Facilities	\$33,168	\$46,938	\$7,857	\$10,895	\$6,500
123.435.344.360	Development Fees	27,014	35,247	5,839	9,500	6,000
123.435.361.090	Interest	15,344	8,142	2,589	1,000	500
TOTAL WW TREATMENT IMPACT FEES		\$75,526	\$90,327	\$16,284	\$21,395	\$13,000
STORM DRAIN IMPACT FEES						
126.439.344.360	Development Fees	\$6,736	\$13,522	\$2,657	\$14,020	\$4,000
126.439.361.090	Interest	-	-	-	-	-
TOTAL STORM DRAIN IMPACT FEES		\$6,736	\$13,522	\$2,657	\$14,020	\$4,000
REGIONAL ACCOUNTING OFFICE						
136.415.362.085	Rents	\$402,397	\$403,151	\$407,337	\$317,035	\$232,409
136.415.366.090	Interest	-	1,398	1,806	1,450	700
136.415.366.091	Rebates	118,036	-	-	-	-
TOTAL REGIONAL ACCOUNTING OFFICE		\$520,433	\$404,549	\$409,142	\$318,485	\$233,109
Measure A						
138.419.366.007	Sales Tax	\$1,380,936	\$1,657,523	\$1,981,608	\$2,324,874	\$2,102,830
138.419.361.090	Interest	17,896	23,221	7,908	5,000	3,000
TOTAL MEASURE A		\$1,398,831	\$1,680,744	\$1,989,516	\$2,329,874	\$2,105,830
Pistachio Farm						
139.450.900.900	Transfer In	\$0	\$0	\$250,000	\$20,000	\$20,000
TOTAL PISTACHIO FARM		\$0	\$0	\$250,000	\$20,000	\$20,000
LTF Allocation						
140.434.319.049	LTF Allocation	\$ 56,146	\$ 98,192	\$ -	\$ -	\$ -
140.434.361.090	Interest	7,177	7,390	2,633	1,000	-
TOTAL LTF		\$ 63,323	\$ 105,582	\$ 2,633	\$ 1,000	\$ -
FAU/STP/TEA						
141.434.334.055	STP Exchange Funds	\$145,543	\$150,763	\$149,782	\$147,000	\$190,591
141.434.331.033	Grant	-	-	-	-	85,367
141.434.900.900	Transfers In	-	-	-	-	-
141-143.000.361.090	Interest	30,177	28,785	8,536	4,050	2,200
TOTAL FAU/STP/TEA		\$175,720	\$179,548	\$158,318	\$151,050	\$278,158

Annual Budget - City of Corcoran
REVENUES BY SOURCE

FIDUCIARY FUNDS AND OTHER GOVERNMENTAL FUNDS REVENUE		Actual 2018-19	Actual 2019-20	Actual 2020-21	Estimated 2021-22	Proposed/Adopted 2022-23
VETERANS MEMORIAL GRANT						
198.475.366.007	Allocation	\$ -	\$1,000,000	\$ -	\$ -	\$ -
198.475.361.090	Interest	-	-	1,220	650	600
TOTAL VETERANS MEMORIAL GRANT		\$ -	\$1,000,000	\$1,220	\$650	\$600
CDBG 2017 GRANT LAGOON						
275.549.331.030	17 CDBG GRANT PROCEEDS	\$ -	\$ -	\$ 400,000	\$ 1,260,000	\$546,000
275.000.900.900	Transfer In from PI	-	-	-	-	-
275.549.900.900	Transfer in from ARPA	-	-	-	-	-
TOTAL CDBG 17 REVENUE		\$ -	\$ -	\$ 400,000	\$ 1,260,000	\$546,000
HOUSING AUTHORITY						
301.430.361.090	Interest	\$ -	\$ -	\$ 142	\$ 50	\$ 10
301.430.361.093	PARS Investment Return	-	5	18,900	14,550	19,200
301.430.362.085	Rents	10,750	19,050	7,497	5,237	4,800
301.430.365.099	Loan Repayments	6,828	9,701	10,086	1,915	1,500
301.430.366.100	Miscellaneous Income	5,217	2,665	40,000	-	-
301.430.900.900	Transfer In	-	-	-	817	874
301.430.900.900	Transfer in from ARPA	-	-	-	-	-
TOTAL HOUSING AUTHORITY REVENUE		\$22,795	\$31,422	\$ 76,625	\$ 21,752	\$26,384
PARKS GRANT						
307.449.331.030	Grant Proceeds	\$ -	\$ 198,607	\$ 487,579	\$ 499,645	\$ 6,350,000
TOTAL PARKS GRANT		\$ -	\$ 198,607	\$ 487,579	\$ 499,645	\$6,350,000
SUCCESSOR RDA						
311.408.310.006	Tax Increment	\$376,888	\$473,056	\$471,426	\$510,000	\$514,943
311.408.361.090	Interest	-	116	1	-	-
311.408.361.091	Rebates	-	-	2,051	-	-
311.408.361.093	PARS Investment Return	1,658	8	-	7,708	8,154
311.408.900.900	Transfer in from ARPA	-	-	-	-	-
TOTAL SUCCESSOR RDA REVENUE		\$376,888	\$473,180	\$473,479	\$510,000	\$523,097
PLANNING PERMIT TRAVEL & TRAINING FEE						
312.000.323.024	Training Building Fee	\$6,815	\$6,691	\$5,015	\$5,795	\$4,800
TOTAL PLANNING PERMIT FEE REVENUE		\$6,815	\$6,691	\$5,015	\$5,795	\$4,800
PROPERTY ACQUISITION						
313.605.361.090	Interest	\$ -	\$ -	\$ 7,500	\$ -	\$0
313.605.362.085	Rents	-	-	4,687	-	-
313.605.366.092	Sale of Assets	-	-	-	-	-
TOTAL PROPERTY ACQUISITION		\$ -	\$ -	\$ 12,187	\$ -	\$0
RESTRICTED PROPERTY ACQUISITION						
314.606.366.095	Gain on Acquisition of Property	\$ -	\$ -	\$ 8,987	\$ -	\$ -
314.606.366.100	Miscellaneous	-	-	2,995	-	-
314.606.366.092	Sale of Assets	-	-	-	-	-
TOTAL RESTRICTED PROPERTY ACQUISITION		\$ -	\$ -	\$ 11,981	\$ -	\$ -
POLICE DEPARTMENT FUNDING						
315.000.310.001	Current Secured	\$1,700,000	\$4,452	\$ -	\$ -	\$ -
315.421.361.090	Interest	75,687	5,909	-	45,000	45,000
315.000.900.900	Transfer In	551,000	790,240	104,000	45,000	45,000
TOTAL POLICE DEPARTMENT REVENUE		\$2,326,687	\$800,601	\$104,000	\$45,000	\$45,000

FIDUCIARY FUNDS AND OTHER GOVERNMENTAL FUNDS REVENUE

		Actual	Actual	Actual	Estimated	Proposed/Adopted
		2018-19	2019-20	2020-21	2021-22	2022-23
HOME PROGRAM INCOME						
177.448.361.090	Interest Earned	\$9,025	\$12,847	\$4,131	\$2,100	\$750
177.448.361.093	PARS Investment Return	436	43	219	30	10
177.448.362.085	Rents	-	-	-	-	-
177.448.365.099	Loan Repayments	125,731	40,190	34,411	71,526	30,000
177.461.365.099	1992 Loan Repayment	6,236	7,676	7,676	7,676	7,680
177.462.365.099	1993 Loan Repayment	50,513	9,439	11,536	8,592	9,000
177.464.365.099	1995 Loan Repayment	24,678	6,979	6,543	7,769	6,000
177.469.365.099	1997 Loan Repayment	22,790	17,262	17,578	19,658	15,000
177.481.365.099	1998 Loan Repayment	4,982	4,920	4,735	29,677	4,908
177.482.365.099	1999 Loan Repayment	26,550	8,872	8,334	7,000	6,000
177.483.365.099	2000 Loan Repayment	65,659	20,157	23,939	18,281	18,000
177.485.365.099	2001 Loan Repayment	5,100	4,700	5,100	5,000	5,100
177.487.365.099	2002 Loan Repayment	10,799	32,222	15,383	6,260	6,000
177.488.365.099	2002 FTHB Loan Repayment	-	-	-	-	-
177.489.365.099	09 Rehab Loan Repayment	-	-	-	-	-
177.490.365.099	09 FTHB Loan Repayment	-	-	-	-	-
177.540.365.099	04 HOME Loan Repayment	3,169	3,169	35,150	-	3,600
177.542.365.099	06 HOME Loan Repayment	2,541	2,033	2,033	45,147	2,033
177.448.366.100	Miscellaneous	-	-	750	-	-
177.448.900.900	Transfer in from ARPA	-	-	-	817	874
177.448.900.900	Transfer In	-	-	140,640	-	-
		\$ 358,209	\$ 170,509	\$ 318,159	\$ 229,533	\$ 114,955

STATE PROGRAM INCOME

178.441.361.090	Interest	\$ 12,500	\$ 17,368	\$ 6,783	\$ 2,600	\$ 1,200
178.441.361.093	PARS Investment Return	380	16	278	50	50
178.441.365.099	Loan Repayments	96,365	64,185	42,597	11,742	12,000
178.441.366.091	CDBG PI Revenue	11,622	11,612	11,602	10,930	11,592
178.441.366.096	Loan Fees	-	-	750	-	-
178.445.365.099	1982 Loan Repayments	63,478	600	650	23,005	600
178.447.365.099	1983 Loan Repayments	-	-	1,350	1,800	1,800
178.449.365.099	1985 and 1986 Loan Repayments	3,591	1,800	2,458	3,500	2,400
178.450.365.099	2010 Loan Repayment	1,100	4,964	1,400	1,400	1,200
178.451.365.099	1986 and 1987 Loan Repayments	-	-	-	-	-
178.452.365.099	1956 3yr rehab	-	-	46,567	-	-
178.453.365.099	Loan Repayments	4,884	4,233	45,989	2,382	3,600
178.455.365.099	1997 Loan Repayments	3,517	1,401	1,213	1,408	934
178.457.365.099	1993 Loan Repayments	8,082	240	240	240	240
178.465.365.099	Loan Repayments	8,843	1,058	1,058	28,248	960
178.467.365.099	Loan Repayments	6,397	8,904	52,499	3,737	3,600
178.468.365.099	1994 Loan Repayments	5,895	7,490	53,901	3,758	3,600
178.501.365.099	2009 CDBG Loan Repayment	-	-	-	-	-
178.511.365.099	1999 Loan Repayments	13,520	28,309	9,600	4,543	3,600
178.513.365.099	2000 Rehab Loan Repayments	11,295	2,123	2,435	3,732	1,956
178.515.365.099	2000 FTHB Loan Repayments	-	-	-	-	-
178.517.365.099	2001 Rehab Loan Repayments	28,640	1,945	1,681	1,500	1,680
178.519.365.099	2002 Rehab Loan Repayments	11,373	12,001	12,322	12,192	12,000
178.521.365.099	2003 Rehab Loan Repayments	71,310	7,827	7,993	7,579	7,200
178.525.365.099	2004 Rehab Loan Repayments	-	-	-	-	-
178.527.365.099	2005 Loan Repayments	-	-	-	-	-
178.528.365.099	2010 Loan Repayments	-	-	-	-	-
178.529.365.099	2012 Loan Repayments	-	-	-	-	-
178.441.900.900	Transfer in from ARPA	-	-	-	1,218	1,290
178.441.900.900	Transfer In	-	-	18,134	-	-
		\$ 362,790	\$ 176,076	\$ 321,500	\$ 125,564	\$ 71,502

FIDUCIARY FUNDS AND OTHER GOVERNMENTAL FUNDS REVENUE

	Actual 2018-19	Actual 2019-20	Actual 2020-21	Estimated 2021-22	Proposed/Adopted 2022-23
FEDERAL PROGRAM INCOME					
179.442.361.090 Interest	\$ 2,238	\$ 1,562	\$ 164	\$ 15	\$ -
179.442.361.093 PARS Investment Return	-	-	3	1	-
179.442.365.099 Loan Repayments	17,554	9,397	68,991	11,530	7,200
179.442.900.900 Transfer in from ARPA	-	-	-	141	166
	<u>\$ 19,792</u>	<u>\$ 10,959</u>	<u>\$ 69,158</u>	<u>\$ 11,687</u>	<u>\$ 7,366</u>
CaIHOME PROGRAM INCOME					
280.530.361.090 Interest Earned	\$ 1,717	\$ 1,840	\$ 1,826	\$ 1,200	\$ 500
280.530.365.099 04 Loan Repayments	2,937	59,745	95,089	-	500
280.530.366.091 Rebates	-	-	-	-	-
280.531.365.099 Loan Repayment	1,000	846	20,472	800	500
280.532.365.099 06 Loan Repayment	1,440	1,440	1,440	1,440	1,440
280.533.365.099 08 Loan Repayment	-	51,500	51,000	37,617	500
280.534.365.099 10 Loan Repayment	-	-	-	-	-
280.535.365.099 14 Loan Repayment	5,500	775	3,150	54,725	6,600
280.530.900.900 Transfer In	-	-	46,630	-	3,328
	<u>\$ 12,593</u>	<u>\$ 116,147</u>	<u>\$ 219,607</u>	<u>\$ 95,782</u>	<u>\$ 13,368</u>
BEGIN					
281.535.331.030 Grant	\$ -	\$ -	\$ -	\$ -	\$ -
281.535.361.090 Interest	1,006	662	229	-	-
281.535.365.099 Loan Repayment	1,518	1,518	1,518	1,518	1,500
	<u>\$ 2,524</u>	<u>\$ 2,179</u>	<u>\$ 1,747</u>	<u>\$ 1,518</u>	<u>\$ 1,500</u>
CaIHOME					
282.000.361.090 Interest	\$ 608	\$ 150	\$ 40	\$ 20	\$ -
282.533.331.030 Cal Home Active Grant	-	-	-	-	-
	<u>\$ 608</u>	<u>\$ 150</u>	<u>\$ 40</u>	<u>\$ 20</u>	<u>\$ -</u>
HOME					
283.000.361.090 Interest	\$ -	\$ -	\$ -	\$ -	\$ -
283.548.331.030 Home Active Grant	-	188,835	-	-	-
	<u>\$ -</u>	<u>\$ 188,835</u>	<u>\$ -</u>	<u>\$ -</u>	<u>\$ -</u>
TOTAL HOUSING GRANT ACTIVITIES	<u>\$756,518</u>	<u>\$664,855</u>	<u>\$930,210</u>	<u>\$464,104</u>	<u>\$208,691</u>

EXPENSE BUDGETS



MEASURE A

	Actual 2018-19	Actual 2019-20	Actual 2020-21	Estimated 2021-22	Proposed/Adopted 2022-23
Services & Supplies	\$250,000	\$250,000	\$ -	\$250,000	\$250,000
138.000.250.300 General Fund Reserves	-	-	250,000	20,000	20,000
138.419.700.710 Transfer Out to Pistachio Farm	20,000	320,000	-	-	-
138.419.700.710 Transfer Out	-	-	-	-	-
Parks & Recreation	\$ -	\$10,015	\$10,663	\$9,702	\$11,800
138.413.300.130 Liability & Property Insurance	-	2,821	1,332	12,618	5,000
138.413.300.140 Equipment Maintenance & Repair	221,098	152,770	124,329	125,000	125,000
138.413.300.200 Professional Services	128,000	192,765	218,788	238,000	272,000
138.413.300.206 Contract with Other Agencies	-	9,234	8,084	1,500	-
138.413.300.210 Miscellaneous-Special Department Supplies	-	-	-	-	17,917
138.413.400.405 Lease Payment	-	-	-	-	150,000
138.413.500.520 Buildings	83,397	53,237	5,700	-	50,000
138.413.500.530 Improvement Other Than Buildings	76,784	-	118,459	70,922	27,000
138.413.500.540 Machinery & Equipment	-	-	-	-	-
General Government	\$ -	\$ -	\$ -	\$0	\$ -
138.426.300.130 Liability & Property Insurance	-	-	-	-	-
138.426.300.140 Equipment Maintenance & Repair	6,534	800	-	-	-
138.426.300.200 Professional Services	-	-	-	-	-
138.426.300.206 Contract with Other Agencies	-	-	-	-	120,000
138.426.300.210 Special Department Supplies	-	14,998	-	-	-
138.426.500.520 Buildings	-	-	-	-	-
138.426.500.530 Improvement Other than Buildings	-	-	-	-	-
138.426.500.540 Machinery & Equipment	-	-	-	-	-
Public Safety	\$ 175,000	\$ 175,000	\$ -	\$ -	\$ -
138.419.700.710 Two New PD Officers	205,000	205,000	500,000	400,000	400,000
138.419.700.710 Current PD Officers and PD Services	-	-	-	-	-
138.427.300.130 Liability & Property Insurance	9,306	-	-	-	-
138.427.300.200 Professional Services	50,000	50,000	158,259	550,000	723,404
138.427.300.206 Contract with Other Agencies	-	-	-	-	-
PW Streets & Buildings	\$ -	\$ -	\$ -	\$ -	\$ -
138.428.300.130 Liability & Property Insurance	-	-	-	-	-
138.428.300.140 Equipment Maintenance & Repair	-	11,315	5,110	-	-
138.428.300.200 Professional Services	-	-	-	-	-
138.428.300.206 Contract with Other Agencies	-	132	3,199	1,800	-
138.428.300.210 Special Department Supplies	-	-	32,296	-	-
138.428.500.520 Buildings	-	-	13,179	-	-
138.428.500.530 Improvement Other than Buildings	-	-	-	-	-
138.428.500.540 Machinery & Equipment	-	-	-	-	-
TOTAL	\$ 1,225,119	\$ 1,448,087	\$ 1,449,399	\$ 1,679,542	\$2,172,121

Source of Funding

Measure A Sales Tax \$2,172,121

MAYOR AND COUNCIL

Budgeted Staff 5 Volunteers

		Actual 2018-19	Actual 2019-20	Actual 2020-21	Estimated 2021-22	Proposed/Adopted 2022-23
Services & Supplies						
104.401.300.130	Insurance	\$3,093	\$4,303	\$3,876	\$4,746	\$6,207
104.401.300.156	Advertising & Public Relations	130	381	195	350	800
104.401.300.157	Website	5,660	23,919	5,323	8,000	8,600
104.401.300.170	Publications & Dues	11,097	10,928	10,676	9,575	9,500
104.401.300.200	Professional Services	4,363	37,452	64,986	68,000	92,187
104.401.300.207	Chamber of Commerce Donation	30,000	30,000	38,000	40,650	40,650
104.401.300.210	Special Departmental Supplies	920	917	375	300	750
104.401.300.215	Employee Years of Service/Safety Bucks	3,466	4,059	3,738	3,450	5,800
104.401.300.216	Covid 19 Supplies	-	-	-	-	500
104.401.300.260	Vehicle Maintenance	-	-	-	-	2,000
104.401.300.270	Travel & Training	6,630	3,735	500	150	5,900
104.401.300.271	Meetings	3,175	655	297	1,300	1,800
104.401.300.285	Grants & Contributions	-	19,575	250	-	265,000
104.401.300.291	Elections	(25)	-	-	-	-
	Total Services & Supplies	\$68,508	\$135,923	\$128,216	\$136,521	\$439,694

	Total Department Cost	\$68,508	\$135,923	\$128,216	\$136,521	\$439,694
104.401.700.700	Transfer in for Overhead	(\$81,816)	(\$71,309)	(\$76,929)	(\$78,440)	(\$104,816)
	Total Cost to General Fund	(\$13,308)	\$64,614	\$51,286	\$58,081	\$334,878

Source of Funding		
General Fund		\$ 336,878
Water Fund		\$ 55,902
Wastewater/Sanitary Sewer Fund		\$ 13,976
Wastewater/Storm Drain Fund		\$ 3,494
Refuse Fund		\$ 13,976
Transit		\$ 8,735
Gas Tax Fund		\$ 8,735
	TOTAL	\$ 441,696

ADMINISTRATIVE SERVICES DEPARTMENT

Budgeted Staff 3 Full-Time

		Actual 2018-19	Actual 2019-20	Actual 2020-21	Estimated 2021-22	Proposed/Adopted 2022-23
Salaries & Benefits						
104.402.100.100	Full-Time Employees	\$177,979	\$163,277	\$169,717	\$189,536	236,981
104.402.100.103	Part-Time Employees	-	-	-	-	-
104.402.100.110	Overtime	-	-	-	-	1,800
104.402.200.120	Health Insurance	19,673	17,178	11,770	21,099	30,171
104.402.200.121	Workers' Comp & EAP	4,000	5,205	4,876	4,931	8,456
104.402.200.122	Retirement - PERS	30,159	28,564	26,113	20,825	34,142
104.402.200.123	Retirement - SSI	-	-	-	-	-
104.402.200.124	Medicare	2,568	2,375	2,473	2,740	3,202
104.402.200.126	Vehicle Allowance	5,200	4,800	3,200	4,800	4,800
104.402.200.131	Unemployment	-	-	(781)	-	-
104.402.200.132	Deferred Comp	9,057	7,136	8,345	8,800	14,023
	Total Salaries & Benefits	\$248,636	\$228,535	\$225,713	\$252,731	\$333,575
Services & Supplies						
104.402.300.130	Insurance	\$6,070	\$7,408	\$14,195	\$20,201	\$20,686
104.402.300.140	Equipment Mntce & Repair	328	-	-	-	-
104.402.300.155	Printing	-	-	-	-	150
104.402.300.170	Publications & Dues	-	467	2,310	750	2,825
104.402.300.200	Professional Services	11,657	8,167	40,701	9,000	7,400
104.402.300.210	Special Departmental Supplies	2,062	1,012	459	3,750	5,000
104.402.300.216	Covid 19 Supplies	-	-	-	-	100
104.402.300.270	Travel & Training	5,093	4,953	2,030	2,750	12,250
104.402.300.271	Meetings	206	345	72	500	1,300
	Total Services & Supplies	\$25,415	\$22,352	\$59,767	\$36,951	\$49,711
	Total Department Cost	\$274,051	\$250,888	\$285,480	\$289,682	\$383,286
104.402.700.700	Transfer in for Overhead	(189,708)	(152,857)	(171,288)	(209,382)	(185,665)
	Total Cost to the General Fund	\$84,343	\$98,031	\$114,192	\$80,300	\$197,621

Source of Funding

General Fund	\$197,621
Water Fund	\$92,833
Wastewater/Sanitary Sewer Fund	\$24,993
Wastewater/Storm Drain Fund	\$10,711
Refuse Fund	\$24,993
LTF	\$10,711
Gas Tax Fund	\$21,423
TOTAL	\$383,285

CITY ATTORNEY

Budgeted Staff 1 Contractual

		Actual 2018-19	Actual 2019-20	Actual 2020-21	Estimated 2021-22	Proposed/Adopted 2022-23
Services & Supplies						
104.403.300.200	Professional Services	\$166,680	\$74,862	\$86,300	\$110,000	\$150,000
	Total Services & Supplies	\$166,680	\$74,862	\$86,300	\$110,000	\$150,000
	Total Department Cost	\$166,680	\$74,862	\$86,300	\$110,000	\$150,000
104.403.700.700	Transfer in for Overhead	(84,000)	(44,917)	(51,780)	(72,000)	(90,000)
	Total Cost to the General Fund	\$82,680	\$29,945	\$34,520	\$38,000	\$60,000

Source of Funding

General Fund	\$ 60,000
Water Fund	\$ 42,000
Wastewater/Sanitary Sewer Fund	\$ 10,500
Wastewater/Storm Drain Fund	\$ 7,500
Refuse Fund	\$ 15,000
LTF	\$ 15,000
Gas Tax Fund	\$ -
TOTAL	\$ 150,000

FINANCE DEPARTMENT

Budgeted Staff 4 Full-Time

	Actual 2018-19	Actual 2019-20	Actual 2020-21	Estimated 2021-22	Proposed/Adopted 2022-23
Salaries & Benefits					
104.405.100.100 Full-Time Employees	\$275,645	\$279,667	\$224,881	\$260,041	\$251,729
104.405.100.110 Overtime	-	-	-	-	2,700
104.405.200.120 Health Insurance	17,500	15,842	8,580	9,225	8,464
104.405.200.121 Workers' Comp & EAP	4,000	3,921	2,392	3,351	2,290
104.405.200.122 Retirement	50,837	58,582	57,448	54,804	44,993
104.405.200.124 Medicare	3,869	3,921	3,188	3,700	3,608
104.405.200.131 Unemployment	-	-	-	-	-
104.405.200.132 Deferred Comp	4,982	7,834	7,112	7,500	6,938
Total Salaries & Benefits	\$356,833	\$369,766	\$303,600	\$338,621	\$320,722
Services & Supplies					
104.405.300.130 Insurance	\$10,120	\$12,297	\$15,222	\$21,383	\$23,493
104.405.300.145 Equipment Mntce & Repair	-	-	-	-	-
104.405.300.150 Office Supplies	18,496	16,927	17,488	16,500	19,000
104.405.300.155 Printing	1,947	3,851	1,906	3,050	3,050
104.405.300.156 Advertising & Public Relations	-	-	180	-	250
104.405.300.170 Publications & Dues	400	290	340	250	850
104.405.300.200 Professional Services	115,624	119,866	143,701	160,000	194,750
104.405.300.201 Collection Cost	-	5,869	5,574	5,000	8,000
104.405.300.205 Bank Charges	22,022	18,734	13,135	14,400	15,600
104.405.300.216 Covid 19 Supplies	-	127	139	-	100
104.405.300.270 Travel & Training	3,632	1,470	750	2,000	7,100
104.405.300.300 Cash Short (Over)	(11)	110	-	-	-
Total Services & Supplies	\$172,229	\$179,542	\$198,435	\$222,583	\$272,193
Total Department Cost	\$ 529,062	\$ 549,308	\$ 502,035	\$ 561,204	\$ 592,915
104.405.700.700 Transfer in for Overhead	(410,256)	(417,944)	(376,526)	(417,919)	(391,595)
Total Cost to the General Fund	\$ 118,806	\$ 131,364	\$ 125,509	\$ 143,285	\$201,319
Source of Funding					
General Fund	\$ 201,320				
Water Fund	\$ 190,203				
Wastewater/Sanitary Sewer Fund	\$ 55,942				
Wastewater/Storm Drain Fund	\$ 16,783				
Refuse Fund	\$ 55,942				
LTF	\$ 27,971				
Gas Tax Fund	\$ 44,754				
TOTAL	\$ 592,915				

COMMUNITY DEVELOPMENT

Budgeted Staff	3 Full- Time
----------------	--------------

		Actual 2018-19	Actual 2019-20	Actual 2020-21	Estimated 2021-22	Proposed/Adopted 2022-23
Salaries & Benefits						
104.406.100.100	Full-Time Employees	\$171,029	\$160,991	\$131,723	\$143,125	\$176,176
104.406.100.103	Part-Time Employee	12,200	-	-	-	-
104.406.100.110	Overtime	433	-	576	150	4,000
104.406.200.120	Health Insurance	18,922	17,185	23,309	31,940	32,459
104.406.200.121	Workers' Comp & EAP	5,600	3,174	1,929	2,700	2,803
104.406.200.122	Retirement	31,699	31,218	19,359	16,200	14,460
104.406.200.124	Medicare	2,580	2,262	1,815	1,950	2,292
104.406.200.125	Uniforms	565	692	600	600	598
104.406.200.131	Unemployment	-	-	-	-	-
104.406.200.132	Deferred Comp	1,514	3,630	1,978	2,447	2,313
	Total Salaries & Benefits	\$244,542	\$219,154	\$181,289	\$199,112	\$235,101
Services & Supplies						
104.406.300.130	Insurance	\$5,084	\$6,261	\$12,790	\$19,577	\$20,222
104.406.300.140	Equipment Mntce & Repair	-	-	-	-	500
104.406.300.156	Advertising & Public Relations	1,890	3,551	2,745	1,500	5,150
104.406.300.170	Publications & Dues	2,576	6,269	4,747	4,200	8,000
104.406.300.190	Weed Abatement Expenses	2,704	-	-	500	-
104.406.300.194	Vehicle Abatement Expenses	2,823	1,940	420	200	1,000
104.406.300.197	Property Abatement Expenses	2,448	-	-	-	-
104.406.300.198	Substandard Abatement Expenses	24,136	13,328	11,342	6,000	30,000
104.406.300.200	Professional Services	57,668	54,272	53,459	34,000	70,000
104.406.300.206	Contracts with Other Agencies	13,273	10,190	9,298	2,500	17,000
104.406.300.210	Special Departmental Supplies	4,741	2,934	3,039	8,000	7,000
104.406.300.216	Covid 19 Supplies	-	452	1,311	-	1,500
104.406.300.220	Telephone	893	2,075	2,154	2,000	4,200
104.406.300.250	Fuel	2,519	2,547	1,831	2,000	5,100
104.406.300.260	Vehicle Maintenance	1,636	45	182	300	3,000
104.406.300.270	Travel & Training	2,067	645	1,366	1,000	1,000
	Total Services & Supplies	\$ 124,458	\$ 104,509	\$ 104,683	\$ 81,777	\$ 173,672
104.000.250.311	Capital Set Aside	\$0	\$0	\$0	\$0	\$0
	Total Department Cost	\$369,000	\$ 323,663	\$ 285,972	\$ 280,889	\$ 408,773
	Transfer in for Overhead	(35,000)	(30,000)	(5,000)	(5,000)	(5,000)
	Total Cost to the General Fund	\$334,000	\$ 293,663	\$ 280,972	\$ 275,889	\$403,773

Source of Funding

General Fund		\$ 403,773
Water Fund		\$ 5,000
TOTAL		\$ 408,773

RECREATION-SWIMMING POOL

Budgeted Staff Contract

		Actual 2018-19	Actual 2019-20	Actual 2020-21	Estimated 2021-22	Proposed/Adopted 2022-23
Services & Supplies						
104.411.300.130	Insurance	\$ -	\$ -	\$ -	\$ -	\$ -
104.411.300.140	Equipment Mntce & Repair	-	-	-	-	-
104.411.300.145	Pool Repairs	-	-	-	-	-
104.411.300.160	Taxes & Fees	-	-	-	-	-
104.411.300.200	Professional Services	-	-	-	-	-
104.411.300.206	Contract with RAC	-	-	-	-	-
104.411.300.210	Special Departmental Supplies	-	2,363	-	-	-
104.411.300.240	PG&E	-	(4,365)	-	-	-
104.411.300.242	Southern California Gas	-	-	-	-	-
104.411.300.330	Parks Cost Allocation	-	-	-	-	-
104.411.700.700	Overhead	-	-	-	-	-
	Total Services & Supplies	\$ -	\$ (2,002)	\$ -	\$ -	\$ -

Total Department Cost	\$ -	\$ -	\$ -	\$ -	\$ -
Transfer in for Overhead	-	-	-	-	-
Total Cost to the General Fund	\$ -	\$ -	\$ -	\$ -	\$ -

Source of Funding

General Fund	\$ -
Water Fund	\$ -
Wastewater/Sanitary Sewer Fund	\$ -
Wastewater/Storm Drain Fund	\$ -
Refuse Fund	\$ -
LTF	\$ -
Gas Tax Fund	\$ -
TOTAL	\$ -

PARKS DEPARTMENT

Budgeted Staff	2.5 Full- Time
----------------	----------------

		Actual 2018-19	Actual 2019-20	Actual 2020-21	Estimated 2021-22	Proposed/Adopted 2022-23
Salaries & Benefits						
104.412.100.100	Full-Time Employees	\$99,558	\$96,311	\$89,627	\$112,168	\$126,516
104.412.100.110	Overtime	881	482	1,657	1,000	2,000
104.412.200.120	Health Insurance	22,120	16,830	14,643	15,613	18,454
104.412.200.121	Workers' Comp & EAP	14,000	5,875	10,035	12,598	19,102
104.412.200.122	Retirement-PERS	18,287	20,023	21,427	19,439	17,753
104.412.200.124	Medicare	1,331	1,272	1,219	1,540	1,809
104.412.200.125	Uniforms	973	1,177	1,655	1,520	2,100
104.412.200.131	Unemployment	-	-	1,635	155	3,168
	Total Salaries & Benefits	<u>\$157,150</u>	<u>\$141,969</u>	<u>\$141,898</u>	<u>\$164,033</u>	<u>\$190,902</u>
Services & Supplies						
104.412.300.130	Insurance	\$11,150	\$9,617	\$9,263	\$22,962	\$25,855
104.412.300.140	Equipment Mntce & Repair	5,484	7,513	7,890	7,500	7,500
104.412.300.141	Radio Maintenance	374	374	408	400	400
104.412.300.160	Taxes & Fees	2,990	3,106	132	-	400
104.412.300.170	Publications & Dues	90	-	120	-	100
104.412.300.180	Equipment Rentals	688	-	560	1,000	1,000
104.412.300.200	Professional Services	18,973	33,211	19,350	20,000	10,000
104.412.300.206	Contract with Corcoran Comm Fdtn	-	-	-	-	-
104.412.300.210	Special Departmental Supplies	17,676	9,342	10,934	10,000	20,450
104.412.300.216	Covid 19 Supplies	-	746	3,074	4,000	4,000
104.412.300.220	Telephone	-	-	-	100	100
104.412.300.240	PG&E	9,561	11,221	12,960	12,000	13,000
104.412.300.250	Fuel	11,975	8,875	6,240	9,000	15,000
104.412.300.260	Vehicle Mntce & Repairs	1,367	1,348	1,580	3,000	3,000
104.412.300.270	Travel & Training	521	110	290	3,000	3,500
104.412.300.270	Parks Cost Allocation	-	-	-	-	-
	Total Services & Supplies	<u>\$80,850</u>	<u>\$85,464</u>	<u>\$72,801</u>	<u>\$92,962</u>	<u>\$104,305</u>
	Total Department Cost	\$238,000	\$227,433	\$214,699	\$256,995	\$295,207
104.412.700.700	Transfer in for Overhead	(111,840)	(124,227)	(107,349)	(126,292)	(136,452)
	Total Cost to the General Fund	<u>\$126,160</u>	<u>\$103,206</u>	<u>\$107,349</u>	<u>\$130,703</u>	<u>\$158,755</u>

Source of Funding

General Fund	\$158,755
Water Fund	\$27,292
Wastewater/Sanitary Sewer Fund	\$40,935
Wastewater/Storm Drain Fund	\$8,187
Refuse Fund	\$30,019
LTF	\$24,561
Gas Tax Fund	\$5,458
TOTAL	<u>\$295,207</u>

POLICE DEPARTMENT

Budgeted Staff 32 Full Time and 1Part Time

	Actual 2018-19	Actual 2019-20	Actual 2020-21	Estimated 2021-22	Proposed/Adopted 2022-23
Salaries & Benefits					
104.421.100.100	\$1,782,222	\$1,980,588	\$2,020,569	\$2,275,333	\$2,895,146
104.421.100.101	(8,618)	(176)	(10,608)	(9,535)	-
104.421.100.103	24,804	3,190	8,628	225	-
104.421.100.104	44,321	15,154	-	18,611	35,000
104.421.100.105	38,032	38,588	18,123	45,956	40,000
104.421.100.106	8,225	8,025	7,900	26,750	21,500
104.421.100.107	52,176	63,896	64,298	70,370	84,541
104.421.100.110	195,763	199,586	245,560	229,135	200,000
104.421.200.120	275,674	314,263	319,263	342,656	437,937
104.421.200.121	150,000	127,414	138,925	118,230	191,157
104.421.200.122	618,457	727,074	763,999	758,670	514,312
104.421.200.123	5,851	3,517	1,656	4,030	2,500
104.421.200.124	29,879	32,128	32,801	36,138	36,555
104.421.200.125	21,712	24,761	25,492	26,000	28,400
104.421.200.131	3,521	21,341	5,546	120	4,000
104.421.200.132	10,981	21,239	12,151	19,973	21,857
Total Salaries & Benefits	\$3,253,001	\$3,580,588	\$3,654,304	\$3,962,662	\$4,512,905
Services & Supplies					
104.421.300.130	\$59,618	\$68,268	\$85,141	\$138,688	\$149,587
104.421.300.140	1,634	1,330	1,586	4,000	5,000
104.421.300.141	11,822	8,326	6,751	8,500	15,000
104.421.300.148	3,483	1,880	4,353	5,000	6,000
104.421.300.150	7,415	8,834	7,523	12,000	15,000
104.421.300.154	-	-	-	2,000	2,500
104.421.300.155	2,908	4,249	1,324	5,000	7,000
104.421.300.156	324	903	903	900	1,100
104.421.300.170	1,006	730	710	1,800	2,500
104.421.300.180	2,491	5,498	5,089	5,000	7,000
104.421.300.181	30,491	30,080	45,201	70,000	82,000
104.421.300.200	23,562	35,206	18,286	20,000	38,000
104.421.300.201	-	-	200	-	-
104.421.300.203	56,781	54,767	54,832	54,000	58,000
104.421.300.206	8,007	14,806	13,852	6,110	-
104.421.300.210	26,824	25,057	47,584	55,000	52,000
104.421.300.216	-	2,484	4,643	100	5,000
104.421.300.217	1,675	1,869	1,923	4,000	7,000
104.421.300.220	22,249	38,883	39,870	37,000	38,000
104.421.300.221	16,947	19,049	22,206	17,000	19,000
104.421.300.230	7,252	3,867	1,984	2,000	2,500
104.421.300.250	66,600	63,858	60,606	65,000	75,000
104.421.300.260	29,040	43,113	37,931	33,000	38,000
104.421.300.270	40,379	39,055	23,467	45,000	58,000
104.421.300.280	400	3,620	263	2,500	4,500
104.421.300.299	27	-	-	-	-
Total Services & Supplies	\$420,935	\$475,731	\$486,229	\$593,598	\$687,687
104.000.250.311	\$ -	\$32,478	\$0	\$ -	\$ -
Total Department Cost	\$3,673,935	\$4,088,797	\$4,140,533	\$4,556,260	\$5,200,592

FIRE SERVICES

Budgeted Staff

Contract with County

		Actual 2018-19	Actual 2019-20	Actual 2020-21	Estimated 2021-22	Proposed/Adopted 2022-23
Services & Supplies						
104.422.300.204	Volunteer Fire Department Contribution	\$ -	\$ -	\$ -	\$ -	\$ -
	AB 8 Property Tax for Fire Protection Credit	448,900	448,900	448,900	528,654	-
104.422.300.208	Professional Services	15,000	-	-	-	-
104.422.300.208	Kings County Fire Contract	472,102	472,750	363,843	159,220	-
	Total Services & Supplies	\$936,002	\$921,650	\$ 812,743	\$ 687,874	\$ -
	Total Department Cost	\$936,002	\$921,650	\$ 812,743	\$ 687,874	\$ -
	Credit for AB 8 Property Tax for Fire Protection	(448,900)	(448,900)	(448,900)	(528,654)	-
	Total Cost to the General Fund	\$487,102	\$472,750	\$ 363,843	\$ 159,220	\$ -

Source of Funding

General Fund	\$ -
Measure A	\$ 723,404
Total	\$723,404

PUBLIC WORKS ADMINISTRATION

Budgeted Staff

2 Full-Time

		Actual 2018-19	Actual 2019-20	Actual 2020-21	Estimated 2021-22	Proposed/Adopted 2022-23
Salaries & Benefits						
104.431.100.100	Full-Time Employees	\$104,830	\$102,184	\$116,716	\$129,462	\$140,433
104.431.100.110	Overtime	16	84	84	100	1,500
104.431.200.120	Health Insurance	13,588	17,167	27,808	27,602	29,486
104.431.200.121	Workers' Comp & EAP	2,800	2,775	2,483	1,836	3,515
104.431.200.122	Retirement-PERS	18,731	21,073	32,233	31,363	28,285
104.431.200.124	Medicare	632	641	574	675	1,947
104.431.200.125	Uniforms	517	213	250	250	950
104.431.200.132	Deferred Comp	2,155	4,135	6,984	5,616	3,759
	Total Salaries & Benefits	<u>\$143,270</u>	<u>\$148,271</u>	<u>\$187,132</u>	<u>\$196,904</u>	<u>\$209,875</u>
Services & Supplies						
104.431.300.130	Insurance	\$6,174	\$6,815	\$8,989	\$11,788	\$23,240
104.431.300.140	Equipment Maintenance & Repairs	6	43	-	1,000	1,000
104.431.300.141	Radio Maintenance	468	468	510	460	760
104.431.300.170	Publications & Dues	39	131	39	131	-
104.431.300.200	Professional Services	1,651	4,507	4,687	3,000	12,600
104.431.300.201	High Speed Rail	5,854	13,390	1,757	877	-
104.431.300.210	Special Departmental Supplies	2,296	2,548	4,897	4,000	4,000
104.431.300.216	Covid 19 Supplies	-	-	26	100	100
104.431.300.250	Fuel	1,890	2,541	2,750	3,500	3,500
104.431.300.260	Vehicle Mntce & Repair	78	-	1,854	1,000	1,000
104.431.300.262	Packard & City owned Fire Truck	1,811	-	18	600	600
104.431.300.270	Travel & Training	1,638	32	395	2,750	2,750
	Total Services & Supplies	<u>\$21,903</u>	<u>\$30,473</u>	<u>\$25,923</u>	<u>\$29,206</u>	<u>\$49,550</u>
	Total Department Cost	\$165,173	\$178,744	\$213,055	\$226,110	\$259,425
104.431.700.700	Transfer in for Overhead	(143,064)	(145,512)	(170,444)	(172,434)	(170,304)
	Total Cost to the General Fund	<u>\$22,109</u>	<u>\$33,232</u>	<u>\$42,611</u>	<u>\$53,676</u>	<u>\$89,121</u>

Source of Funding

General Fund	\$89,121
Water Fund	\$60,822
Wastewater/Sanitary Sewer Fund	\$36,494
Wastewater/Storm Drain Fund	\$12,165
Refuse Fund	\$36,494
LTF	\$0
Gas Tax Fund	\$24,329
TOTAL	<u>\$259,425</u>

GOVERNMENT BUILDINGS

Budgeted Staff		0.6				
		Actual	Actual	Actual	Estimated	Proposed/Adopted
		2018-19	2019-20	2020-21	2021-22	2022-23
Salaries & Benefits						
104.432.100.100	Full-Time Employees	\$16,426	\$21,825	\$30,030	\$26,740	\$28,412
104.432.100.110	Overtime	46	-	1,015	400	2,000
104.432.200.120	Health Insurance	6,706	9,208	7,514	4,245	4,940
104.432.200.121	Workers' Comp & EAP	1,600	1,414	2,165	2,640	4,239
104.432.200.122	Retirement-PERS	3,016	3,848	5,429	1,069	1,047
104.432.200.124	Medicare	195	258	394	360	412
104.432.200.125	Uniforms	-	471	326	980	650
104.432.200.131	Unemployment	-	-	1,457	140	703
Total Salaries & Benefits		\$27,989	\$37,024	\$48,330	\$36,574	\$42,403
Services & Supplies						
104.432.300.130	Insurance	\$4,911	\$6,036	\$5,755	\$8,045	\$6,815
104.432.300.140	Equipment Mntce & Repair	10,830	1,415	1,762	5,000	17,000
104.432.300.142	Generator Operations	-	-	-	-	500
104.432.300.150	Office Supplies	1,660	(500)	2,098	6,500	16,500
104.432.300.152	Postage & Shipping	11,215	12,571	13,989	14,000	14,000
104.432.300.160	Taxes & Fees	5,164	6,750	1,065	5,441	5,441
104.432.300.180	Equipment Rentals	15,637	10,472	6,526	10,000	10,000
104.432.300.200	Professional Services	42,889	49,000	28,143	50,000	81,354
104.432.300.201	IT Services Contracts	87,188	98,406	82,725	112,665	86,400
104.432.300.210	Special Departmental Supplies	19,506	25,632	8,981	20,000	21,000
104.432.300.216	Covid 19 Supplies	-	7,779	36,556	11,000	7,000
104.432.300.220	Telephone	20,732	20,673	15,137	10,000	20,000
104.432.300.240	PG&E	88,124	108,573	122,478	112,000	120,000
104.432.300.242	Southern Cal Gas	5,211	8,802	12,269	13,000	13,000
104.432.300.250	Fuel	-	287	318	1,500	2,000
104.432.300.260	Vehicle Maintenance	79	11	1,690	1,000	1,000
104.432.320.130	Vet's Hall Insurance	-	-	-	-	-
104.432.320.140	Vet's Hall Equipment Mntce & Repair	-	-	-	500	1,000
104.432.320.200	Vet's Hall - Professional Services	208	143	368	2,000	2,000
104.432.320.210	Vet's Hall - Special Deptl Supplies	-	-	-	3,500	1,000
104.432.320.220	Vet's Hall - Telephone	1,071	903	971	850	850
104.432.320.240	Vet's Hall - PG&E	2,596	3,059	3,412	6,000	5,500
104.432.320.242	Vet's Hall - So Cal Gas	481	775	261	1,000	1,000
Total Services & Supplies		\$317,501	\$360,786	\$344,504	\$394,001	\$433,360
104.000.250.311	Capital Set Aside	\$0	\$0		\$0	\$0
Debt Service						
104.432.400.405	Lease Payment	\$0	\$0	\$0	\$0	\$30,445
Total Department Cost		\$345,490	\$397,810	\$392,834	\$430,575	\$506,208
Transfer in for Overhead		(121,668)	(170,415)	(167,966)	(163,064)	(200,205)
Total Cost to the General Fund		\$223,822	\$227,396	\$224,869	\$267,511	\$306,003
Source of Funding						
General Fund		\$306,003				
Water Fund		\$35,035				
Wastewater/Sanitary Sewer Fund		\$30,031				
Wastewater/Storm Drain Fund		\$25,026				
Refuse Fund		\$30,031				
LTF		\$50,051				
Gas Tax Fund		\$30,031				
TOTAL		\$506,208				

EQUIPMENT SERVICES

Budgeted Staff 2 Full-Time

	Actual 2018-19	Actual 2019-20	Actual 2020-21	Estimated 2021-22	Proposed/Adopted 2022-23
Salaries & Benefits					
104.433.100.100 Full-Time Employees	\$86,956	\$91,933	\$91,986	\$108,944	\$119,841
104.433.100.110 Overtime	178	799	-	-	400
104.433.200.120 Health Insurance	32,727	33,445	31,770	35,150	37,630
104.433.200.121 Workers' Comp & EAP	8,000	6,664	6,821	5,842	9,266
104.433.200.122 Retirement	15,830	18,191	25,780	28,063	23,107
104.433.200.124 Medicare	1,115	1,174	1,171	1,386	1,660
104.433.200.125 Uniforms	1,589	1,915	2,696	2,980	1,650
Total Salaries & Benefits	\$146,395	\$154,122	\$160,225	\$182,365	\$193,554
Services & Supplies					
104.433.300.130 Insurance	\$4,291	\$4,777	\$5,051	\$6,809	\$10,113
104.433.300.140 Equipment Mntce & Repair	296	1,186	607	1,000	1,500
104.433.300.16 Taxes & Fees	279	280	280	300	300
104.433.300.180 Equipment Rentals	138	-	-	-	300
104.433.300.200 Professional Services	1,838	3,567	2,325	4,500	4,500
104.433.300.210 Special Departmental Supplies	4,274	6,774	7,512	6,500	9,000
104.433.300.216 Covid 19 Supplies	-	-	84	400	400
104.433.300.250 Fuel	1,641	1,819	1,542	3,000	2,500
104.433.300.260 Vehicle Maintenance	6,793	234	104	750	1,250
104.433.300.270 Travel & Training	-	23	-	-	1,000
Total Services & Supplies	\$19,550	\$18,660	\$17,505	\$23,259	\$30,863
Total Department Cost	\$165,944	\$172,781	\$177,729	\$205,624	\$224,417
Transfer in for Overhead	(86,244)	(104,684)	(106,638)	(121,358)	(123,874)
Total Cost to the General Fund	\$79,700	\$68,097	\$71,092	\$84,266	\$100,543

Source of Funding

General Fund	\$100,543
Water Fund	\$28,904
Wastewater/Sanitary Sewer Fund	\$14,452
Wastewater/Storm Drain Fund	\$10,323
Refuse Fund	\$18,581
LTF	\$28,904
Gas Tax Fund	\$22,710
TOTAL	\$224,417

WATER DIVISION

Budgeted Staff		6.5 Full Time						
		Actual	Actual	Actual	Estimated	Proposed/Adopted		
		2018-19	2019-20	2020-21	2021-22	2022-23		
Salaries & Benefits								
105.437.100.100	Full-Time Employees	\$350,354	\$412,379	\$422,241	\$487,154	\$536,215		
105.437.100.106	Standby Pay	7,900	8,200	8,050	7,550	10,000		
105.437.100.110	Overtime	21,905	23,632	23,198	20,012	30,000		
105.437.200.120	Health Insurance	68,864	81,058	80,772	82,609	84,513		
105.437.200.121	Workers' Comp & EAP	32,000	24,214	28,390	26,370	40,223		
105.437.200.122	Retirement-PERS	60,963	75,306	86,639	87,395	73,033		
105.437.200.124	Medicare	4,267	4,787	5,184	6,000	7,529		
105.437.200.125	Uniform	5,041	5,432	6,764	6,500	7,525		
105.437.200.131	Unemployment	-	-	178	20	-		
105.437.200.132	Deferred Comp	-	1,237	1,373	4,720	5,059		
Total Salaries & Benefits		<u>\$551,293</u>	<u>\$636,246</u>	<u>\$662,789</u>	<u>\$728,330</u>	<u>\$794,097</u>		
Services & Supplies								
105.437.300.130	Insurance	\$48,137	\$58,037	\$100,389	\$162,284	\$185,576		
105.437.300.140	Equipment Mntce & Repair	128,257	305,247	267,544	420,000	447,000		
105.437.300.141	Radio Maintenance	655	655	714	770	770		
105.437.300.156	Advertising	-	-	-	300	300		
105.437.300.160	Taxes & Fees	34,533	32,524	22,819	30,000	30,000		
105.437.300.170	Publications & Dues	39	4,677	7,031	14,300	15,300		
105.437.300.180	Equipment Rentals	507	11,810	4,819	6,000	4,000		
105.437.300.193	Sludge Removal	128,377	36,080	49,682	40,000	61,000		
105.437.300.200	Professional Services	169,769	798,036	945,686	2,459,906	3,875,659		
105.437.300.210	Special Departmental Supplies	71,590	75,082	114,253	132,600	158,200		
105.437.300.216	Covid 19 Supplies	-	147	1,739	500	2,500		
105.437.300.219	Chemicals	67,993	72,023	111,916	114,000	138,000		
105.437.300.220	Telephone	6,326	6,902	6,239	6,719	6,720		
105.437.300.240	Utilities - PG&E	927,517	964,140	1,267,713	1,300,000	1,400,000		
105.437.300.250	Fuel	30,028	27,640	24,296	25,000	30,000		
105.437.300.260	Vehicle Mntce & Repairs	6,262	4,028	10,482	5,936	5,936		
105.437.300.270	Travel & Training	10,879	3,305	7,335	5,936	18,000		
105.437.300.281	Bond Issuance Cost	-	-	-	-	-		
105.437.700.710	Transfer Out	70,000	5,000	5,000	5,000	5,000		
105.437.700.700	Overhead Allocation	446,144	451,992	460,425	513,175	532,991		
Total Services & Supplies		<u>\$2,147,011</u>	<u>\$2,857,325</u>	<u>\$3,408,081</u>	<u>\$5,242,426</u>	<u>\$6,916,952</u>		
Debt Service								
105.437.400.420	Principal	475,000	490,000	505,000	520,000	\$540,000		
105.437.400.410	Interest	760,123	744,769	726,569	744,088	724,888		
105.437.400.405	Lease Payment	-	-	-	-	338,620		
105.437.400.430	Letter of Credit	-	-	-	-	-		
Total Debt Service		<u>1,235,123</u>	<u>1,234,769</u>	<u>1,231,569</u>	<u>1,264,088</u>	<u>\$1,603,507</u>		
Capital Set Aside								
105.000.250.305	Future Projects	\$ 128,500	\$ 152,500	\$ 32,500	\$ 32,500	\$150,000		
Total Department Cost		<u>\$ 4,061,926</u>	<u>\$ 4,880,840</u>	<u>\$ 5,334,939</u>	<u>\$ 7,267,344</u>	<u>\$ 9,464,556</u>		
Source of Funding								
General Fund		\$ -						
Water Fund		\$ 9,464,556						
Wastewater/Sanitary Sewer Fund		\$ -						
Wastewater/Storm Drain Fund		\$ -						
Refuse Fund		\$ -						
LTF		\$ -						
Gas Tax Fund		\$ -						
TOTAL		<u>\$9,464,556</u>						

REFUSE

Budgeted Staff Contract

		Actual 2018-19	Actual 2019-20	Actual 2020-21	Estimated 2021-22	Proposed/Adopted 2022-23
Services and Supplies						
112.436.300.156	Advertising	\$0	\$0	\$0	\$1,000	\$2,064
112.436.300.192	Dump Fees	148,234	166,138	354,165	520,000	645,000
112.436.300.200	Professional Services	1,620,237	1,634,247	1,621,262	1,296,457	1,370,400
112.436.300.205	Grant Expenditure	-	-	-	-	29,887
112.436.300.210	Special Deptl Supplies	2,322	-	-	9,300	-
112.436.300.399	Bad Debts	-	13,627	-	-	-
112.436.700.700	Overhead Allocation	194,463	195,526	196,493	216,165	225,036
	Total Services & Supplies	\$1,965,256	\$2,009,537	\$2,171,920	\$2,042,922	\$2,272,387
	Total Department Cost	\$1,965,256	\$2,009,537	\$2,171,920	\$2,042,922	\$2,272,387

Source of Funding	General Fund	\$ -
	Water Fund	\$ -
	Wastewater/Sanitary Sewer Fund	\$ -
	Wastewater/Storm Drain Fund	\$ -
	Refuse Fund	\$ 2,272,387
	LTF	\$ -
	Gas Tax Fund	\$ -
	TOTAL	\$ 2,272,387

REFUSE - STREET SWEEPING

Budgeted Staff .20 Full- Time

	Actual 2018-19	Actual 2019-20	Actual 2020-21	Estimated 2021-22	Proposed/Adopted 2022-23
Salaries & Benefits					
112.438.100.100 Full-Time Employees	\$10,418	\$28,811	\$21,104	\$12,244	\$13,771
112.438.100.110 Overtime	-	-	-	-	-
112.438.200.120 Health Insurance	3,588	5,476	3,629	3,252	3,415
112.438.200.121 Worker's Comp & EAP	800	1,764	1,030	1,237	1,060
112.438.200.122 Retirement-PERS	1,656	5,041	3,704	3,182	2,644
112.438.200.124 Medicare	116	355	-	170	189
112.438.200.125 Uniforms	-	-	-	-	150
112.438.200.132 Deferred Comp	-	1,237	686	-	-
Total Salaries & Benefits	\$16,578	\$42,685	\$30,153	\$20,085	\$21,229

Services & Supplies					
112.438.300.130 Liability & Property Insurance	\$2,274	\$2,748	\$3,049	\$4,101	\$4,575
112.438.300.140 Equipment Mntce & Repair	2,092	3,067	2,735	1,500	4,000
112.438.300.141 Radio Maintenance	-	-	-	-	-
112.438.300.160 Taxes and fees	-	-	-	-	160
112.438.300.192 Dump Fees	2,588	2,940	-	1,000	1,000
112.438.300.200 Professional Services	21,560	31,117	24,663	26,000	28,476
112.438.300.216 Covid 19 Supplies	-	-	-	-	-
112.438.300.250 Fuel	1,677	1,894	1,508	2,000	2,500
Total Services & Supplies	\$30,191	\$41,766	\$31,956	\$34,601	\$40,711

Total Department Cost	\$46,769	\$84,450	\$62,109	\$54,686	\$61,940
------------------------------	-----------------	-----------------	-----------------	-----------------	-----------------

Source of Funding	
General Fund	\$ -
Water Fund	\$ -
Wastewater/Sanitary Sewer Fund	\$ -
Wastewater/Storm Drain Fund	\$ -
Refuse Fund	\$ 61,940
LTF	\$ -
Gas Tax Fund	\$ -
TOTAL	\$ 61,940

WASTEWATER - SANITARY SEWER

Budgeted Staff 3.2 Full-Time

		Actual	Actual	Actual	Estimated	Proposed/Adopted
		2018-19	2019-20	2020-21	2021-22	2022-23
Salaries & Benefits						
120.435.100.100	Full-Time Employees	\$176,809	\$205,337	\$220,033	\$228,903	\$253,656
120.435.100.103	Part-Time Employees	-	-	-	-	-
120.435.100.106	Standby Pay	6,440	6,440	6,460	6,260	8,000
120.435.100.110	Overtime	14,286	14,027	15,442	17,223	10,000
120.435.200.120	Health Insurance	32,898	36,596	36,480	55,257	59,310
120.435.200.121	Workers' Comp & EAP	20,250	17,144	19,251	16,746	25,460
120.435.200.122	Retirement-PERS	31,126	40,004	52,068	52,021	42,910
120.435.200.124	Medicare	2,658	2,968	3,195	3,271	3,604
120.435.200.125	Uniform	2,954	3,387	3,585	3,740	3,650
120.435.200.131	Unemployment	-	-	178	20	-
120.435.200.132	Deferred Comp	-	1,238	1,373	1,168	1,300
Total Salaries & Benefits		\$287,421	\$327,140	\$358,065	\$384,609	\$407,890
Services & Supplies						
120.435.300.130	Insurance	\$24,887	\$29,721	\$28,143	\$51,063	\$50,220
120.435.300.140	Equipment Mntce & Repair	61,603	77,428	48,611	50,000	113,000
120.435.300.141	Radio Maintenance	374	374	408	550	550
120.435.300.160	Taxes & Fees	37,372	24,864	22,638	28,000	30,000
120.435.300.170	Publications & Dues	39	-	-	-	1,400
120.435.300.180	Equipment Rentals	4,266	-	-	2,000	2,000
120.435.300.193	Sludge Removal	43,544	-	-	45,000	45,000
120.435.300.200	Professional Services	79,048	66,029	103,240	205,658	112,854
120.435.300.210	Special Departmental Supplies	24,530	16,484	30,308	34,900	38,100
120.435.300.216	Covid 19 Supplies	-	233	747	1,000	1,000
120.435.300.219	Chemicals	10,387	4,861	843	10,000	10,000
120.435.300.220	Telephone	4,559	4,561	4,700	5,000	4,440
120.435.300.240	Utilities - PG&E	218,985	251,327	241,335	278,250	278,250
120.435.300.242	Utilities - So Cal Gas	5,601	3,650	2,885	5,000	5,000
120.435.300.250	Fuel	14,680	12,743	11,240	15,000	17,000
120.435.300.260	Vehicle Mntce & Repairs	6,435	4,197	1,215	8,000	8,000
120.435.300.270	Travel & Training	1,829	364	2,672	5,000	5,500
120.435.300.399	Bad Debt	-	8,906	-	-	-
120.435.700.700	Overhead Allocation	177,986	181,540	177,632	197,069	227,323
Total Services & Supplies		\$716,125	\$687,280	\$676,618	\$941,490	\$949,637
Debt Service						
120.000.202.046	Principal	\$ -	\$ -	\$ -	\$ -	\$ -
120.435.400.405	Lease Payment	\$ -	\$ -	\$ -	\$ -	\$ 91,379
120.435.400.410	Interest	-	-	-	-	-
Total Debt Service		\$ -	\$ -	\$ -	\$ -	\$ 91,379
Capital Set Aside						
120.000.250.305	Future Projects	\$ 40,000	\$ 42,500	\$ 40,250	\$ -	\$ -
Total Department Cost		\$1,043,546	\$1,056,920	\$1,074,933	\$1,326,099	\$1,448,906
Source of Funding						
General Fund		\$ -	-	-	-	-
Water Fund		\$ -	-	-	-	-
Wastewater/Sanitary Sewer Fund		\$ 1,448,906	-	-	-	-
Wastewater/Storm Drain Fund		\$ -	-	-	-	-
Refuse Fund		\$ -	-	-	-	-
LTF		\$ -	-	-	-	-
Gas Tax Fund		\$ -	-	-	-	-
TOTAL		\$ 1,448,906	\$ -	\$ -	\$ -	\$ -

WASTEWATER - STORM DRAIN

Budgeted Staff .80 Full- Time

		Actual 2018-19	Actual 2019-20	Actual 2020-21	Estimated 2021-22	Proposed/Adopted 2022-23
Salaries & Benefits						
121.439.100.100	Full-Time Employees					
121.439.100.106	Standby	\$43,648	\$45,633	\$53,824	\$63,850	\$75,459
121.439.100.110	Overtime	1,610	1,615	1,615	1,565	2,000
121.439.200.120	Health Insurance	3,570	3,507	3,890	4,347	3,000
121.439.200.121	Workers' Comp & EAP	8,015	8,359	9,861	16,823	32,922
121.439.200.122	Retirement-PERS	4,000	4,614	5,660	5,555	8,758
121.439.200.124	Medicare	7,688	9,098	12,127	12,092	10,404
121.439.200.125	Uniform	658	675	780	861	1,089
			906	620	723	900
	Total Salaries & Benefits	\$69,189	\$74,406	\$88,377	\$105,816	\$134,532
Services & Supplies						
121.439.300.130	Insurance	\$14,661	\$19,766	\$15,674	\$22,416	\$36,080
121.439.300.140	Equipment Mntce & Repair	6,865	1,637	1,075	6,000	15,000
121.439.300.141	Radio Maintenance	187	187	204	200	200
121.439.300.160	Taxes & Fees	63	62	2,851	-	3,000
121.439.300.180	Equipment Rentals	-	-	-	-	3,400
121.439.300.200	Professional Services	29,256	29,876	87,126	10,237	59,566
121.439.300.210	Special Departmental Supplies	2,537	300	910	2,000	3,500
121.439.300.216	Covid 19 Supplies	-	-	-	-	100
121.439.300.240	Utilities - PG&E	8,630	8,818	7,605	15,000	15,000
121.439.300.250	Fuel	-	-	-	-	1,000
121.439.300.260	Vehicle Maintenance & Repair	-	-	-	500	500
121.439.300.260	Travel & Training	-	-	-	-	1,000
121.493.300.399	Bad Debt	-	1,895	-	-	-
121.439.700.700	Overhead Allocation	106,204	112,220	77,481	84,651	94,188
	Total Services & Supplies	\$168,403	\$174,761	\$192,925	\$141,004	\$232,534
Debt Service						
121.439.400.405	Lease Payment	\$ -	\$ -	\$ -	\$ -	\$ -
121.439.400.420	Principal	-	-	-	-	-
121.439.400.430	Debt Service Coverage	-	-	-	-	-
121.439.400.410	Interest	-	-	-	-	-
	Total Debt Service	\$ -	\$ -	\$ -	\$ -	\$ -
Capital Set Aside						
121.000.250.305	Future Projects	\$ 50,000	\$ 100,000	\$ -	\$ -	\$ -
	Total Department Cost	\$287,592	\$349,168	\$281,301	\$246,820	\$367,066
Source of Funding						
	General Fund	\$ -				
	Water Fund	\$ -				
	Wastewater/Sanitary Sewer Fund	\$ -				
	Wastewater/Storm Drain Fund	\$ 367,066				
	Refuse Fund	\$ -				
	LTF	\$ -				
	Gas Tax Fund	\$ -				
	TOTAL	\$ 367,066				

Annual Budget - City of Corcoran

TRANSIT

Budgeted Staff	6 Full-Time	Actual 2018-19	Actual 2019-20	Actual 2020-21	Estimated 2021-22	Proposed/Adopted 2022-23
Salaries & Benefits						
145.410.100.100	Full-Time Employees	\$238,941	\$290,273	\$292,026	\$314,067	\$445,319
145.410.100.101	Workers Comp Reimbursement	(11,512)	(5,627)	(20,194)	(4,110)	\$0
145.410.100.110	Overtime	3,606	1,233	251	1,000	3,700
145.410.200.120	Health Insurance	68,670	71,662	66,935	63,526	91,679
145.410.200.121	Workers' Comp & EAP	39,000	30,814	32,743	28,747	50,861
145.410.200.122	Retirement-PERS	42,532	54,902	68,788	69,300	69,320
145.410.200.124	Medicare	3,082	3,656	3,502	4,185	6,334
145.410.200.125	Uniforms	2,167	3,028	3,283	3,300	3,315
145.410.200.131	Unemployment	-	-	178	20	-
145.410.200.132	Deferred Comp	220	2,444	3,181	3,400	4,955
Total Salaries & Benefits		\$386,704	\$452,385	\$450,694	\$483,435	\$675,483
Services & Supplies						
145.410.300.130	Insurance	\$19,224	\$21,559	\$20,052	\$22,418	\$26,540
145.410.300.140	Equipment Maintenance & Repair	15	890	2,900	2,975	6,500
145.410.300.141	Radio Maintenance	567	707	618	515	2,160
145.410.300.145	Building Maintenance	235	-	42,921	17,500	7,000
145.410.300.156	Advertising & Public Relations	3,978	3,369	3,868	1,575	5,880
145.410.300.160	Taxes & Fees	300	300	300	3,250	3,000
145.410.300.170	Publications & Dues	1,300	308	535	1,530	2,300
145.410.300.180	Equipment Rental	667	599	1,099	2,000	2,490
145.410.300.200	Professional Services	1,460	3,440	39,773	95,000	19,854
145.410.300.210	Special Departmental Supplies	(6,348)	6,789	14,183	7,497	7,250
145.410.300.211	Bus Wash Supplies & Operations	6,496	6,805	13,639	500	20,000
145.410.300.216	Covid 19 Supplies	-	5,605	2,695	1,000	2,500
145.410.300.220	Telephone	1,701	1,882	9,740	5,496	13,486
145.410.300.240	Utilities - PG&E	10,024	10,639	12,220	11,000	14,000
145.410.300.242	Utilities - Southern Cal Gas	763	1,009	1,578	1,300	2,200
145.410.300.250	Fuel	31,684	37,581	21,054	28,000	40,000
145.410.300.260	Vehicle Mntce & Repairs	14,082	16,182	11,496	12,000	18,000
145.410.300.270	Travel & Training	-	119	98	2,486	6,000
145.410.300.292	Amtrak Subsidy	67,545	36,555	15,360	20,000	100,000
145.410.300.293	KART Tickets	4,160	2,080	80	100	3,000
145.410.300.330	Parks Cost Allocation	-	-	-	-	-
145.410.300.399	Bad Debts	-	40,047	-	-	-
145.410.700.700	Overhead Allocation	162,450	186,569	182,844	204,461	165,934
Total Services & Supplies		\$320,302	\$383,034	\$397,052	\$440,603	\$468,093
Total Department Cost		\$707,007	\$835,419	\$847,746	\$924,038	\$1,143,576

Source of Funding	
General Fund	\$ -
Water Fund	\$ -
Wastewater/Sanitary Sewer Fund	\$ -
Wastewater/Storm Drain Fund	\$ -
Refuse Fund	\$ -
LTF	\$ 1,143,576
Gas Tax Fund	\$ -
TOTAL	\$ 1,143,576

STREETS MAINTENANCE DEPARTMENT

Budgeted Staff 1.5 Full Time

		Actual 2018-19	Actual 2019-20	Actual 2020-21	Estimated 2021-22	Proposed/Adopted 2022-23
Salaries & Benefits						
109.434.100.100	Full-Time Employees					
109.434.100.110	Overtime	\$67,398	\$57,152	\$57,380	\$81,281	\$88,430
109.434.200.120	Health Insurance	528	461	454	800	1,000
109.434.200.121	Workers' Comp & EAP	12,704	8,378	4,850	5,260	6,368
109.434.200.122	Retirement-PERS	6,000	5,114	5,431	9,060	13,414
109.434.200.124	Medicare	12,377	12,784	17,066	17,078	13,687
109.434.200.125	Uniform	922	788	799	1,177	1,256
	Total Salaries & Benefits	2,180	2,328	2,070	2,078	1,625
		\$102,109	\$87,005	\$88,050	\$116,734	\$125,780
Services & Supplies						
109.434.300.130	Insurance	\$7,992	\$8,447	\$11,461	\$16,264	\$19,081
109.434.300.140	Equipment Mntce & Repair	6,958	1,852	1,856	5,000	19,500
109.434.300.141	Radio Maintenance	561	561	612	700	700
109.434.300.160	Taxes & Fees	155	189	206	200	200
109.434.300.180	Equipment Rentals	5,658	2,307	2,192	5,000	2,000
109.434.300.200	Professional Services	57,739	143,804	102,860	409,939	273,366
109.434.300.210	Special Departmental Supplies	18,300	18,729	11,196	29,500	29,500
109.434.300.212	Chip Seal	158,857	63,691	14,835	-	-
109.434.300.213	Street Maintenance/Repair	50,505	40,169	30,923	55,000	60,000
109.434.300.214	Sign Replacement	4,723	2,024	962	10,000	15,000
109.434.300.216	Covid 19 Supplies	-	-	69	-	150
109.434.300.218	Sidewalk Maintenance	22,811	1,000	-	10,000	10,000
109.434.300.240	Utilities - PG&E	62,046	66,428	57,669	60,000	60,000
109.434.300.250	Fuel	13,121	10,884	8,352	13,000	15,000
109.434.300.260	Vehicle Mntce & Repairs	5,806	3,736	4,370	5,000	5,000
109.434.300.270	Travel & Training	-	-	135	1,500	1,500
109.434.700.700	Overhead Allocation	141,348	133,721	134,047	145,368	157,440
	Total Services & Supplies	\$556,581	\$497,541	\$381,746	\$766,471	\$668,436
	Total Department Cost	\$658,689	\$584,546	\$469,796	\$883,205	\$794,216

Source of Funding

General Fund	\$ -
Water Fund	\$ -
Wastewater/Sanitary Sewer Fund	\$ -
Wastewater/Storm Drain Fund	\$ -
Refuse Fund	\$ -
LTF	\$ -
SB1 Road Maintenance & Rehabilitation	\$ -
Gas Tax Fund	\$ -
TOTAL	\$ 794,216

SB 1 ROAD MAINTENANCE & REHABILITATION

Budgeted Staff .5 Employee and Contract

	Actual 2018-19	Actual 2019-20	Actual 2020-21	Estimated 2021-22	Proposed/Adopted 2022-23
Salaries & Benefits					
110.434.100.100 Full-Time Employees	\$0	\$0	\$7,438	\$20,985	\$23,015
110.434.100.110 Overtime	-	-	7	30	900
110.434.200.120 Health Insurance	-	-	760	2,550	3,413
110.434.200.121 Workers' Comp & EAP	-	-	551	820	843
110.434.200.122 Retirement-PERS	-	-	103	353	334
110.434.200.124 Medicare	-	-	-	-	375
110.434.200.125 Uniform	-	-	-	-	-
Total Salaries & Benefits	\$0	\$0	\$8,859	\$24,738	\$28,880
Services & Supplies					
110.434.300.130 Insurance	\$0	\$0	\$0	\$264	\$254
110.434.300.200 Professional Services	-	-	35,537	713,916	10,000
110.434.300.210 Special Departmental Supplies	-	-	-	-	-
110.434.300.211 Supplies	-	-	-	-	420,000
110.434.300.212 Chip Seal	219,913	-	-	-	-
Total Services & Supplies	\$219,913	\$0	\$35,537	\$714,180	\$430,254
Total Department Cost	\$219,913	\$0	\$44,397	\$738,918	\$459,134
Source of Funding					
General Fund	\$	-	-	-	-
Water Fund	\$	-	-	-	-
Wastewater/Sanitary Sewer Fund	\$	-	-	-	-
Wastewater/Storm Drain Fund	\$	-	-	-	-
Refuse Fund	\$	-	-	-	-
LTF	\$	-	-	-	-
SB1 Road Maintenance & Rehabilitation	\$	459,134	-	-	-
Gas Tax Fund	\$	-	-	-	-
TOTAL	\$	459,134	-	-	-

SURFACE TRANSPORTATION PROGRAM

	Actual 2018-19	Actual 2019-20	Actual 2020-21	Estimated 2021-22	Proposed/Adopted 2022-23
Services & Supplies					
141.434.300.200 Professional Services	\$ -	\$ 15,364	\$ 10,053	\$ -	\$ 1,443,864
Total Services & Supplies	\$ -	\$ 15,364	\$ 10,053	\$ -	\$ 1,443,864

Source of Funding

Surface Transportation Program	\$ 1,443,864
TOTAL	\$ 1,443,864

SUPPLEMENTAL LAW ENFORCEMENT SERVICES

	Actual 2018-19	Actual 2019-20	Actual 2020-21	Estimated 2021-22	Proposed/Adopted 2022-23
Services & Supplies					
114.414.300.200 Professional Services	\$ -	\$ -	\$ -	\$ 15,000	\$ 10,000
114.414.300.210 Special Department Supplies	40,336	43,008	69,863	1,000	-
114.414.300.270 Travel & Training	325	90	-	100,500	148,000
114.414.500.540 Machinery & Equipment	145,402	101,783	104,584	35,000	35,000
114.414.700.710 Transfer Out	-	-	-	-	-
Total Services & Supplies	\$186,063	\$144,881	\$174,447	\$151,500	\$193,000

Source of Funding

Supplemental Law Enforcement Services	<u>\$193,000</u>
TOTAL	<u><u>\$193,000</u></u>

REGIONAL ACCOUNTING OFFICE

		Actual	Actual	Actual	Estimated	Proposed/Adopted
		2018-19	2019-20	2020-21	2021-22	2022-23
Services & Supplies						
136.415.300.130	Insurance	\$12,749	\$15,758	\$10,226	\$14,414	\$31,943
136.415.300.140	Equipment Maintenance & Repair	598	-	-	-	10,000
136.415.300.200	Professional Services	4,531	1,045	627	2,900	850
136.415.300.210	Special Department Supplies	-	92	26	450	500
136.415.300.216	Covid 19 Supplies	-	-	-	-	500
136.415.300.220	Telephone	658	726	580	581	720
136.415.700.700	Overhead	-	-	-	-	-
136.415.700.710	Transfer	180,000	200,000	165,000	165,000	165,000
	Total Services & Supplies	\$198,536	\$217,621	\$176,459	\$183,345	\$209,513

Total Department Cost	\$198,536	\$217,621	\$176,459	\$183,345	\$209,513
------------------------------	------------------	------------------	------------------	------------------	------------------

Building Remodel	\$0	\$0	\$0	\$0	\$0
-------------------------	------------	------------	------------	------------	------------

Source of Funding

General Fund	\$ -
Water Fund	\$ -
Wastewater/Sanitary Sewer Fund	\$ -
Wastewater/Storm Drain Fund	\$ -
Refuse Fund	\$ -
LTF	\$ -
Gas Tax Fund	\$ -
RAO	\$ 209,513
TOTAL	\$ 209,513

PISTACHIO FARM

		Actual 2018-19	Actual 2019-20	Actual 2020-21	Estimated 2021-22	Proposed/Adopted 2022-23
Services & Supplies						
139.450.300.200	Professional Services	\$ -	\$ -	\$ 137,674	\$ 25,000	\$ 20,000
139.450.300.210	Special Department Supplies	-	-	9,903	20,000	20,000
	Total Services & Supplies	<u>\$ -</u>	<u>\$ -</u>	<u>\$ 147,577</u>	<u>\$ 25,000</u>	<u>\$ 40,000</u>
139.450.500.530	Improvements Other than Buildings	\$ -	\$ -	\$ -	\$ -	\$ -
	Total Improvements Other than Buildings	<u>\$ -</u>	<u>\$ -</u>	<u>\$ -</u>	<u>\$ -</u>	<u>\$ -</u>
	Total Department Cost	<u>\$ -</u>	<u>\$ -</u>	<u>\$ 147,577</u>	<u>\$ 25,000</u>	<u>\$ 40,000</u>
Source of Funding	Pistachio Farm	\$ 20,000				
	Measure A	\$ 20,000				
	TOTAL	<u>\$ 40,000</u>				

POLICE DEPARTMENT CONSTRUCTION

		Actual	Actual	Actual	Estimated	Proposed/Adopted
		2018-19	2019-20	2020-21	2021-22	2022-23
Services & Supplies						
315.421.300.200	Professional Services	\$441	\$81,494	\$ -	\$ -	\$ -
	Total Services & Supplies	\$441	\$81,494	\$ -	\$ -	\$ -
POLICE DEPARTMENT CONSTRUCTION						
315.421.500.520	Construction	\$5,219,949	\$1,445,252	\$74,680	\$ -	\$ -
315.421.500.540	Machine & Equipment	-	253,516	-	\$ -	\$ -
	Total Expenditure	\$5,220,390	\$1,780,263	\$74,680	\$ -	\$ -
Source of Funding						
	Transfer			\$ -		
	TOTAL			\$ -		

HOUSING AUTHORITY

		Actual 2018-19	Actual 2019-20	Actual 2020-21	Estimated 2021-22	Proposed/Adopted 2022-23
Salaries & Benefits						
301.430.100.100	Full time Employees	\$12,156	\$13,063	\$14,951	\$13,430	\$15,036
301.430.200.120	Health Insurance	1,331	1,477	1,328	1,620	1,328
301.430.200.121	Workers' Comp & EAP	738	896	410	1,400	501
301.430.200.122	Retirement-PERS	2,116	2,471	3,488	3,301	2,758
301.430.200.124	Medicare	170	182	211	200	199
301.430.200.131	Unemployment	-	-	-	-	-
301.430.200.132	Deferred Comp	419	673	714	725	616
	Total Salaries & Benefits	\$16,930	\$18,762	\$21,102	\$20,676	\$20,438
Services & Supplies						
301.430.300.130	Liability & Property Insurance	\$837	\$1,246	\$1,436	\$1,696	\$2,138
301.430.300.160	Taxes and Fees	570	806	18	0	0
301.430.300.200	Professional Services	4,147	12,818	3,099	3,988	5,000
301.430.300.210	Special Department Supplies	-	-	-	-	-
301.430.300.316	Relocation Houses	5,478	8,133	4,999	3,690	5,000
301.430.700.700	Overhead	-	-	-	-	-
	Total Services & Supplies	\$11,032	\$23,004	\$9,552	\$9,374	\$12,138
	Total Expenses	\$27,962	\$41,766	\$30,653	\$30,050	\$32,576

Source of Funding

General Fund	\$	-
Water Fund	\$	-
Wastewater/Sanitary Sewer Fund	\$	-
Wastewater/Storm Drain Fund	\$	-
Refuse Fund	\$	-
LTF	\$	-
Gas Tax Fund	\$	-
RAO	\$	-
Housing Fund	\$	32,576
TOTAL	\$	32,576

PERMIT IT FEE

		Actual 2018-19	Actual 2019-20	Actual 2020-21	Estimated 2021-22	Proposed/Adopted 2022-23
Services & Supplies						
106.406.300.200	Professional Services	\$ -	\$ 7,000	\$ -	\$ -	\$ -
106.406.300.210	Special Department Supplies	-	-	-	-	4,000
	Total Expenses	<u>\$ -</u>	<u>\$ 7,000</u>	<u>\$ -</u>	<u>\$ -</u>	<u>\$4,000</u>

Source of Funding		
	Permit IT Fee	<u>\$4,000</u>
	TOTAL	<u><u>\$4,000</u></u>

PERMIT TRAVEL & TRAINING FEE

		Actual 2018-19	Actual 2019-20	Actual 2020-21	Estimated 2021-22	Proposed/Adopted 2022-23
Services & Supplies						
312.406.300.270	Travel & Training	\$ -	\$6,422	\$0	\$0	\$7,500
	Total Expenses	<u>\$ -</u>	<u>\$6,422</u>	<u>\$0</u>	<u>\$0</u>	<u>\$7,500</u>

Source of Funding		
	Permit Training Fee	<u>\$7,500</u>
	TOTAL	<u><u>\$7,500</u></u>

PROPERTY ACQUISITION

	Actual 2018-19	Actual 2019-20	Actual 2020-21	Estimated 2021-22	Proposed/Adopted 2022-23
Services & Supplies					
313.605.300.130 Liability & Property Insurance	\$ -	\$ -	\$ -	\$ -	\$ -
313.605.300.160 Taxes and Fees	-	-	-	-	-
313.605.300.200 Professional Services	99,957	13,702	23,763	182,000	20,000
313.605.300.210 Special Department Supplies	-	-	-	-	-
313.605.700.700 Overhead	-	-	-	-	-
313.605.700.710 Transfer Out	-	186,209	44,973	-	-
Total Expenses	\$ 99,957	\$ 199,911	\$ 68,736	\$ 182,000	\$20,000

Source of Funding	
General Fund	\$ -
Water Fund	\$ -
Wastewater/Sanitary Sewer Fund	\$ -
Wastewater/Storm Drain Fund	\$ -
Refuse Fund	\$ -
LTF	\$ -
Gas Tax Fund	\$ -
RAO	\$ -
Property Acquisition	\$ 20,000
TOTAL	\$ 20,000

RESTRICTED PROPERTY ACQUISITION

	Actual 2018-19	Actual 2019-20	Actual 2020-21	Estimated 2021-22	Proposed/Adopted 2022-23
Services & Supplies					
314.606.300.130 Liability & Property Insurance	\$ -	\$ -	\$ -	\$ -	\$ -
314.606.300.160 Taxes and Fees	-	-	-	-	-
314.606.300.200 Professional Services	-	19,110	3,160	-	2,500
314.606.300.210 Special Department Supplies	-	-	-	-	-
314.606.700.700 Overhead	-	-	-	-	-
314.606.700.710 Transfer Out	-	-	185,327	-	-
Total Expenses	\$ -	\$ 19,110	\$ 188,486	\$ -	\$ 2,500

Source of Funding	
General Fund	\$ -
Water Fund	\$ -
Wastewater/Sanitary Sewer Fund	\$ -
Wastewater/Storm Drain Fund	\$ -
Refuse Fund	\$ -
LTF	\$ -
Gas Tax Fund	\$ -
RAO	\$ -
Restricted Property Acquisition	\$ 2,500
TOTAL	\$ 2,500

American Rescue Plan Act

		Actual 2018-19	Actual 2019-20	Actual 2020-21	Estimated 2021-22	Proposed/Adopted 2022-23
Services & Supplies						
135.413.700.710	Essential Worker Premium Pay	\$ -	\$ -	\$ -	\$ 583,520	\$ 585,312
135.413.700.710	Business Grants	-	-	-	-	265,000
135.413.700.710	Covid 19 Mitigation & Prevention	-	-	-	130,000	130,000
135.413.700.710	Improve Technology	-	-	-	-	40,000
135.413.700.710	Sewer Infrastructure	-	-	-	50,000	1,350,000
	Total Expenses	\$ -	\$ -	\$ -	\$ 763,520	\$2,370,312

Source of Funding

ARPA Entitled City Allocation	\$ 2,370,312
TOTAL	\$ 2,370,312

WATER IMPACT FEES

		Actual 2018-19	Actual 2019-20	Actual 2020-21	Estimated 2021-22	Proposed/Adopted 2022-23
Services & Supplies						
107.437.500.551	Water System Improvements	\$ -	\$ -	\$ -	\$ -	\$ -
107.437.700.710	Transfer Out	-	-	-	-	-
	Total Services & Supplies	<u>\$ -</u>	<u>\$ -</u>	<u>\$ -</u>	<u>\$ -</u>	<u>\$ -</u>

Source of Funding		
	Permit Fees	<u>\$ -</u>
	TOTAL	<u><u>\$ -</u></u>

LAW ENFORCEMENT IMPACT FEES

		Actual 2018-19	Actual 2019-20	Actual 2020-21	Estimated 2021-22	Proposed/Adopted 2022-23
Services & Supplies						
116.421.500.530	Improvements other than Building	\$ -	\$ -	\$ -	\$ -	\$ -
116.421.700.710	Transfer Out	99,000	87,000	16,000	15,000	15,000
	Total Services & Supplies	<u>\$ 99,000</u>	<u>\$ 87,000</u>	<u>\$ 16,000</u>	<u>\$ 15,000</u>	<u>\$ 15,000</u>

Source of Funding		
	Permit Fees	<u>\$ 15,000</u>
	TOTAL	<u>\$ 15,000</u>

GENERAL IMPACT FEES

		Actual 2018-19	Actual 2019-20	Actual 2020-21	Estimated 2021-22	Proposed/Adopted 2022-23
Services & Supplies						
118.418.500.520	Building	\$ -	\$ -	\$ -	\$ -	\$ -
118.418.700.710	Transfer Out	42,000	80,000	4,000	5,000	-
Total Services & Supplies		<u>\$ 42,000</u>	<u>\$ 80,000</u>	<u>\$ 4,000</u>	<u>\$ 5,000</u>	<u>\$ -</u>

Source of Funding		
	Permit Fees	<u>\$ -</u>
	TOTAL	<u>\$ -</u>

PARK & RECREATION FACILITIES IMPACT FEES

	Actual 2018-19	Actual 2019-20	Actual 2020-21	Estimated 2021-22	Proposed/Adopted 2022-23
Services & Supplies					
119.412.300.200 Professional Services	\$ 10,473	\$ -	\$ -	\$ -	\$ -
119.412.300.210 Special Department Supplies	7,959	-	-	-	-
119.412.500.512 Cesar Chavez Park Improvements	-	-	-	-	-
119.412.500.513 K Hov Park Improvements	-	-	-	-	-
119.412.500.514 Dog Park	-	-	-	-	-
119.412.500.515 Y Park Improvements	-	-	-	-	-
119.412.500.530 Improvement Other Than Building	6,438	41,973	-	-	-
119.412.500.540 Machinery & Equipment Parks	22,057	-	-	-	-
119.412.700.710 Transfer Out	65,000	-	-	-	-
Total Services & Supplies	\$ 111,927	\$ 41,973	\$ -	\$ -	\$ -

Source of Funding

Permit Fees	\$ -
TOTAL	\$ -

WASTEWATER TREATMENT IMPACT FEES

		Actual 2018-19	Actual 2019-20	Actual 2020-21	Estimated 2021-22	Proposed/Adopted 2022-23
Services & Supplies						
123.435.500.530	Wastewater Treatment Projects	\$ -	\$ -	\$ -	\$ -	\$ -
123.435.500.531	Sewer Pond Project	-	-	-	-	-
123.435.500.535	Sewer Collection Projects	(1)	-	-	-	-
123.435.500.536	Sewer Main Project	-	-	-	-	-
123.435.700.710	Transfer Out	414,430	-	-	-	-
	Total Services & Supplies	<u>\$ 414,429</u>	<u>\$ -</u>	<u>\$ -</u>	<u>\$ -</u>	<u>\$ -</u>

Source of Funding

Permit Fees	<u>\$ -</u>
TOTAL	<u><u>\$ -</u></u>

STORM DRAIN IMPACT FEES

		Actual 2018-19	Actual 2019-20	Actual 2020-21	Estimated 2021-22	Proposed/Adopted 2022-23
Services & Supplies						
126.439.400.410	Interest Expense	\$ -	\$ -	\$ -	\$ -	\$ -
126.439.500.550	Storm Draine Improvement	-	-	-	-	-
	Total Services & Supplies	<u>\$ -</u>	<u>\$ -</u>	<u>\$ -</u>	<u>\$ -</u>	<u>\$ -</u>
Source of Funding						
	Permit Fees	<u>\$ -</u>				
	TOTAL	<u>\$ -</u>				

CORCORAN JOINT POWERS FINANCE AUTHORITY

		Actual 2018-19	Actual 2019-20	Actual 2020-21	Estimated 2021-22	Proposed/Adopted 2022-23
Revenues						
210.490.362.085	Lease Payments	\$ -	\$ -	\$ -	\$ -	\$ -
210.490.361.090	Interest	-	-	-	-	-
	Total Revenues	<u>\$ -</u>	<u>\$ -</u>	<u>\$ -</u>	<u>\$ -</u>	<u>\$ -</u>
Services & Supplies Expenditures						
210.490.300.200	Trustee Fees	\$ -	\$ -	\$ -	\$ -	\$ -
210.490.400.410	Interest Expense	-	-	-	-	-
210.490.400.420	Principal Payments	-	-	-	-	-
	Total Expenditures	<u>\$ -</u>	<u>\$ -</u>	<u>\$ -</u>	<u>\$ -</u>	<u>\$ -</u>
	Revenues Over (Under) Expenditures	<u>\$ -</u>	<u>\$ -</u>	<u>\$ -</u>	<u>\$ -</u>	<u>\$ -</u>
Source of Funding						
	Wastewater/Sanitary Sewer Fund	\$ -				
	Wastewater/Storm Drain Fund	\$ -				
	TOTAL	<u>\$ -</u>				

2022 PENSION LIABILITY LEASE

		Actual	Actual	Actual	Estimated	Proposed/Adopted
		2018-19	2019-20	2020-21	2021-22	2022-23
Revenues						
236.451.362.085	Rents	\$ -	\$ -	\$ -	\$ -	\$ 241,110
236.451.361.090	Interest	-	-	-	-	-
Total Revenues		<u>\$ -</u>	<u>\$ -</u>	<u>\$ -</u>	<u>\$ -</u>	<u>\$ 241,110</u>
Services & Supplies Expenditures						
236.451.300.200	Lease Payment	-	-	-	-	23,000
236.451.400.410	Interest Expense	-	-	-	-	218,110
Total Expenditures		<u>\$ -</u>	<u>\$ -</u>	<u>\$ -</u>	<u>\$ -</u>	<u>\$ 241,110</u>
Revenues Over (Under) Expenditures		<u>\$ -</u>	<u>\$ -</u>	<u>\$ -</u>	<u>\$ -</u>	<u>\$ -</u>
Source of Funding						
	Housing	\$ 69				
	Successor Agency	\$ 8,040				
	General Fund	\$ 169,893				
	Transit	\$ 20,959				
	Streets	\$ 4,149				
	Water	\$ 20,924				
	Sewer	\$ 13,225				
	Storm	\$ 2,997				
	Refuse	\$ 854				
	Total	<u>\$ 241,110</u>				

2022 ENERGY EQUIPMENT LEASE

		Actual 2018-19	Actual 2019-20	Actual 2020-21	Estimated 2021-22	Proposed/Adopted 2022-23
Revenues						
235.492.362.085	Rents	\$ -	\$ -	\$ -	\$ -	\$ 478,361
235.492.361.090	Interest	-	-	-	-	-
Total Revenues		<u>\$ -</u>	<u>\$ -</u>	<u>\$ -</u>	<u>\$ -</u>	<u>\$ 478,361</u>
Services & Supplies Expenditures						
235.492.300.200	Lease Payment	\$ -	\$ -	\$ -	\$ -	\$ 195,000
235.492.400.410	Interest Expense	-	-	-	-	283,361
Total Expenditures		<u>\$ -</u>	<u>\$ -</u>	<u>\$ -</u>	<u>\$ -</u>	<u>\$ 478,361</u>
Revenues Over (Under) Expenditures		<u>\$ -</u>	<u>\$ -</u>	<u>\$ -</u>	<u>\$ -</u>	<u>\$ 0</u>
 Source of Funding						
General Fund		\$ 30,445				
Measure A		\$ 17,917				
Water		\$ 338,620				
Sewer		\$ 37,629				
Storm		\$ 53,750				
TOTAL		<u>\$ 478,361</u>				

SUCCESSOR AGENCY

		Actual 2018-19	Actual 2019-20	Actual 2020-21	Estimated 2021-22	Proposed/Adopted 2022-23
Salaries & Benefits						
311.408.100.100	Full time Employees	\$34,374	\$0	\$140,172	\$116,191	\$131,382
311.408.200.120	Health Insurance	3,644	-	7,476	8,754	8,236
311.408.200.121	Workers' Comp & EAP	1,600	-	2,148	2,232	2,856
311.408.200.122	Retirement-PERS	6,092	-	30,656	30,622	24,921
311.408.200.124	Medicare	478	-	1,695	1,600	1,774
311.408.200.132	Deferred Comp	2,151	-	6,158	6,114	6,485
	Total Salaries & Benefits	<u>\$48,339</u>	<u>\$0</u>	<u>\$188,305</u>	<u>\$165,513</u>	<u>\$175,654</u>
Services & Supplies						
311.408.300.130	Liability & Property Insurance	\$313	\$0	\$296	\$320	\$375
311.408.300.156	Advertising	-	-	-	-	-
311.408.300.160	Taxes & Fees	1,852	1,805	81	-	-
311.408.300.200	Professional Services	89,368	55,910	4,220	5,355	5,500
311.408.300.201	IT Service Contract	-	-	-	-	-
311.408.300.206	Contract with other Agencies	-	-	-	-	-
311.408.300.270	Travel & Training	-	-	-	-	-
311.408.400.410	Interest on Bonds	49,918	42,723	35,598	34,756	23,583
311.408.400.411	Bond Issuance Costs	-	-	-	-	-
311.408.400.420	Principal on Bonds	287,000	338,798	303,000	308,000	317,000
311.408.700.700	City Administration	-	-	-	-	-
	Total Services & Supplies	<u>\$428,450</u>	<u>\$439,236</u>	<u>\$343,194</u>	<u>\$348,431</u>	<u>\$346,458</u>
	Total Cost	<u>\$476,789</u>	<u>\$439,236</u>	<u>\$531,499</u>	<u>\$513,944</u>	<u>\$522,112</u>
Source of Funding						
	General Fund	\$ -				
	Water Fund	\$ -				
	Wastewater/Sanitary Sewer Fund	\$ -				
	Wastewater/Storm Drain Fund	\$ -				
	Refuse Fund	\$ -				
	LTF	\$ -				
	Gas Tax Fund	\$ -				
	RAO	\$ -				
	Successor Agency ROPS	\$ 522,112				
	TOTAL	<u>\$ 522,112</u>				

ASSESSMENT DISTRICTS- Salyer

		Actual 2018-19	Actual 2019-20	Actual 2020-21	Estimated 2021-22	Proposed/Adopted 2022-23
Salaries & Benefits						
111.601.100.100	Full time Employees	\$ -	\$ -	\$187	\$1,600	\$2,216
111.601.200.120	Health Insurance	-	-	42	429	697
111.601.200.121	Workers' Comp & EAP	-	-	-	-	343
111.601.200.122	Retirement-PERS	-	-	14	67	85
111.601.200.124	Medicare	-	-	2	20	34
111.601.200.125	Uniforms	-	-	-	-	38
111.601.200.131	SUI	-	-	-	-	-
	Total Salaries & Benefits	<u>\$ -</u>	<u>\$ -</u>	<u>\$246</u>	<u>\$2,116</u>	<u>\$3,413</u>
Services & Supplies						
111.601.300.200	Professional Services	\$8,211	\$626	\$542	\$558	\$2,500
111.601.300.202	Landscaping Services	2,280	4,380	2,070	-	2,500
111.601.300.240	Pacific Gas & Electric	1,071	1,059	937	968	1,100
111.601.300.241	Water Charges	564	564	564	564	750
111.601.700.710	Transfer Out	-	-	5,000	-	5,000
	Total Services & Supplies	<u>\$12,126</u>	<u>\$6,629</u>	<u>\$9,113</u>	<u>\$2,090</u>	<u>\$11,850</u>
	Total Cost	<u>\$12,126</u>	<u>\$6,629</u>	<u>\$9,359</u>	<u>\$4,206</u>	<u>\$15,263</u>
Source of Funding						
	Assessment Salyer			\$ 15,263		
		TOTAL		<u>\$ 15,263</u>		

ASSESSMENT DISTRICTS- Pheasant Ridge

		Actual	Actual	Actual	Estimated	Proposed/Adopted
		2018-19	2019-20	2020-21	2021-22	2022-23
Salaries & Benefits						
111.602.100.100	Full time Employees	\$ -	\$ -	\$187	\$1,600	\$2,310
111.602.200.120	Health Insurance	-	-	42	429	697
111.602.200.121	Workers' Comp & EAP	-	-	14	-	343
111.602.200.122	Retirement-PERS	-	-	3	67	85
111.602.200.124	Medicare	-	-	-	20	34
111.602.200.125	Uniforms	-	-	-	-	38
111.602.200.131	SUI	-	-	-	-	-
	Total Salaries & Benefits	\$ -	\$ -	\$246	\$2,116	\$3,507
Services & Supplies						
111.602.300.200	Professional Services	\$5,411	\$3,802	\$2,256	\$3,517	\$2,500
111.602.300.202	Landscaping Services	5,570	4,245	2,866	-	4,200
111.602.300.240	Pacific Gas & Electric	-	-	-	-	-
111.602.300.241	Water Charges	2,109	2,109	2,109	2,109	2,500
	Total Services & Supplies	\$13,089	\$10,156	\$7,232	\$5,626	\$9,200
	Total Cost	\$13,089	\$10,156	\$7,478	\$7,742	\$12,707
Source of Funding						
	Assessment Pheasant Ridge			\$ 12,707		
			TOTAL	\$ 12,707		

ASSESSMENT DISTRICTS- Tract 785

		Actual 2018-19	Actual 2019-20	Actual 2020-21	Estimated 2021-22	Proposed/Adopted 2022-23
Salaries & Benefits						
111.603.100.100	Full time Employees	\$ -	\$ -	\$187	\$1,600	\$2,310
111.603.200.120	Health Insurance	-	-	42	429	697
111.603.200.121	Workers' Comp & EAP	-	-	-	-	343
111.603.200.122	Retirement-PERS	-	-	14	67	7
111.603.200.124	Medicare	-	-	3	20	344
111.603.200.125	Uniforms	-	-	-	-	38
111.603.200.131	SUI	-	-	-	-	-
	Total Salaries & Benefits	\$ -	\$ -	\$246	\$2,116	\$3,739
111.603.300.200	Professional Services	\$631	\$285	\$542	\$558	\$250
111.603.300.240	Pacific Gas & Electric	104	131	115	120	125
111.603.300.241	Water Charges	-	-	-	-	-
	Total Services & Supplies	\$735	\$416	\$657	\$678	\$375
	Total Cost	\$735	\$416	\$903	\$2,794	\$4,114
Source of Funding						
	Assessment Tract 785	\$ 4,114				
	TOTAL	\$ 4,114				

ASSESSMENT DISTRICTS- Sunrise Villas

		Actual	Actual	Actual	Estimated	Proposed/Adopted
		2018-19	2019-20	2020-21	2021-22	2022-23
Salaries & Benefits						
111.604.100.100	Full time Employees	\$ -	\$ -	\$187	\$1,600	\$2,310
111.604.200.120	Health Insurance	-	-	42	429	697
111.604.200.121	Workers' Comp & EAP	-	-	-	-	343
111.604.200.122	Retirement-PERS	-	-	14	67	85
111.604.200.124	Medicare	-	-	3	20	34
111.604.200.125	Uniforms	-	-	-	-	38
111.604.200.131	SUI	-	-	-	-	-
	Total Salaries & Benefits	\$ -	\$ -	\$246	\$2,116	\$3,507
111.604.300.200	Professional Services	\$650	\$4,929	\$543	\$558	\$650
111.604.300.202	Landscaping Services	17,654	2,120	1,600	-	2,400
111.604.300.240	Pacific Gas & Electric	1,083	1,433	1,163	1,200	1,350
111.604.300.241	Water Charges	2,345	2,345	2,345	2,345	2,500
	Total Services & Supplies	\$21,732	\$10,827	\$5,651	\$4,103	\$6,900
	Total Cost	\$21,732	\$10,827	\$5,896	\$6,219	\$10,407
Source of Funding						
	Assessment Sunrise Villas	\$ 10,407				
	TOTAL	\$ 10,407				

ASSESSMENT DISTRICTS- Sierra Del Sol

		Actual	Actual	Actual	Estimated	Proposed/Adopted
		2018-19	2019-20	2020-21	2021-22	2022-23
Salaries & Benefits						
111.605.100.100	Full time Employees	\$ -	\$ -	\$ -	\$ -	\$ -
111.605.200.120	Health Insurance	-	-	-	-	-
111.605.200.121	Workers' Comp & EAP	-	-	-	-	-
111.605.200.122	Retirement-PERS	-	-	-	-	-
111.605.200.124	Medicare	-	-	-	-	-
111.605.200.125	Uniforms	-	-	-	-	-
111.605.200.131	SUI	-	-	-	-	-
	Total Salaries & Benefits	\$ -	\$ -	\$ -	\$ -	\$ -
Sierra Del Sol						
111.605.300.200	Professional Services	\$ -	\$ -	\$ -	\$ 1,480	\$ -
	Total Services & Supplies	\$ -	\$ -	\$ -	\$ 1,480	\$ -
Source of Funding						
	Assessment Sierra Del Sol	\$ -				

PROGRAM INCOME-HOME HOUSING GRANT

HOME PROGRAM INCOME

		Actual	Actual	Actual	Estimated	Proposed/Adopted
		2018-19	2019-20	2020-21	2021-22	2022-23
Salaries & Benefits						
177.448.100.100	Full time Employees	\$12,142	\$13,063	\$14,951	\$13,430	\$15,012
177.448.200.120	Health Insurance	1,329	1,477	1,328	1,580	1,328
177.448.200.121	Workers' Comp & EAP	-	877	410	1,200	501
177.448.200.122	Retirement-PERS	2,115	2,471	3,488	3,412	3,430
177.448.200.124	Medicare	170	182	210	190	199
177.448.300.131	Unemployment	-	-	-	-	-
177.448.200.132	Deferred Comp	419	673	714	665	616
Total Salaries & Benefits		\$16,175	\$18,742	\$21,101	\$20,477	\$21,086

Services & Supplies

177.448.300.130	Liability & Property Insurance	\$ -	\$ -	\$ 33	\$ 36	\$ 49
177.448.300.161	Property Taxes	-	-	-	-	-
177.448.300.162	Homeowner's Insurance	-	-	-	-	-
177.448.300.200	Professional Services	303	4,350	1,350	4,000	4,000
177.448.300.201	Activity Delivery/Rehabs	27,183	19,577	3,900	9,464	25,000
177.448.300.202	Activity Delivery/FTHB	-	6,022	-	-	25,000
177.448.300.290	Rehabs	113,261	81,570	60,000	107,138	120,000
177.448.300.313	FTHB	-	92,660	-	-	120,000
Total Services & Supplies		\$140,747	\$ 204,179	\$ 65,283	\$ 120,638	\$ 294,049

Total Expenditures	\$156,922	\$222,921	\$86,384	\$141,115	\$315,135
---------------------------	------------------	------------------	-----------------	------------------	------------------

Source of Funding

Housing Payments	\$ 315,135
TOTAL	\$ 315,135

PROGRAM INCOME-CDBG STATE

CDBG - PROGRAM INCOME - STATE

		Actual	Actual	Actual	Estimated	Proposed/Adopted
		2018-19	2019-20	2020-21	2021-22	2022-23
Salaries & Benefits						
178.441.100.100	Full-Time Employees	\$18,685	\$19,829	\$21,490	\$20,246	\$23,509
178.441.200.120	Health Insurance	1,978	2,176	2,050	3,964	1,757
178.441.200.121	Workers' Comp & EAP	-	1,064	611	1,200	783
178.441.200.122	Retirement-PERS	3,256	3,795	5,299	5,400	4,314
178.441.200.124	Medicare	262	277	302	282	302
178.441.200.131	Unemployment	-	-	-	-	-
178.441.200.132	Deferred Comp	527	976	1,016	1,100	972
	Total Salaries & Benefits	\$24,708	\$28,116	\$30,767	\$32,192	\$31,637

Services & Supplies

178.441.300.130	Liability & Property Insurance	\$0	\$64	\$50	\$62	\$73
178.441.300.161	Property Tax	-	-	-	-	-
178.441.300.162	Insurance	-	-	-	-	-
178.441.300.200	Professional Services	3,314	3,397	4,570	3,140	3,750
178.441.300.201	Activity Delivery/Rehabs	-	-	-	-	-
178.441.300.202	Activity Delivery/FTHB	-	-	-	-	-
178.441.300.270	Travel & Training	-	-	-	-	-
178.441.300.290	Rehabs	-	-	-	-	-
178.441.300.309	Program Income Expenditure	-	-	-	-	-
178.441.300.313	FTHB	-	-	-	-	-
178.441.700.710	Transfer Out	-	-	400,000	-	-
	Total Services & Supplies	\$3,314	\$3,461	\$404,621	\$3,202	\$3,823

Total Expenditures	\$28,022	\$31,577	\$435,388	\$35,394	\$35,460
---------------------------	-----------------	-----------------	------------------	-----------------	-----------------

Source of Funding

Housing Payments	\$ 35,460
TOTAL	\$ 35,460

PROGRAM INCOME- FEDERAL CDBG

CDBG - PROGRAM INCOME - FEDERAL

		Actual	Actual	Actual	Estimated	Proposed/Adopted
		2018-19	2019-20	2020-21	2021-22	2022-23
Salaries & Benefits						
179.442.100.100	Full time Employees	\$865	\$923	\$969	\$1,026	\$1,154
179.442.200.120	Health Insurance	112	134	137	115	151
179.442.200.121	Workers' Comp & EAP	-	540	-	1,200	10
179.442.200.122	Retirement-PERS	59	162	75	40	46
179.442.200.124	Medicare	12	13	13	15	16
179.442.200.132	Deferred Comp	-	-	-	-	-
Total Salaries & Benefits		\$1,049	\$1,772	\$1,193	\$2,396	\$1,377

Services & Supplies

179.442.300.130	Liability & Property Ins	\$0	\$8	\$33	\$33	\$9
179.442.300.161	Property Taxes	-	-	-	-	-
179.442.300.200	Professional Services	-	-	-	-	-
179.442.300.290	Loans	-	-	-	-	-
179.442.700.710	Transfers Out/Other	-	164,000	69,000	70,000	20,000
Total Services & Supplies		\$0	\$164,008	\$69,033	\$70,033	\$20,009

Total Expenditures	\$1,049	\$165,780	\$70,226	\$72,429	\$21,386
---------------------------	----------------	------------------	-----------------	-----------------	-----------------

Source of Funding

Housing Payments	\$ 21,386
TOTAL	\$ 21,386

PROGRAM INCOME-CAL HOME

CAL HOME -PROGRAM INCOME

		Actual	Actual	Actual	Estimated	Proposed/Adopted
		2018-19	2019-20	2020-21	2021-22	2022-23
Salaries & Benefits						
280.531.100.100	Full time Employees	\$0	\$0	\$0	\$0	\$0
280.531.200.120	Health Insurance	-	-	-	-	-
280.531.200.121	Workers' Comp & EAP	-	-	-	-	-
280.531.200.122	Retirement-PERS	-	-	-	-	-
280.531.200.124	Medicare	-	-	-	-	-
Total Salaries & Benefits		\$0	\$0	\$0	\$0	\$0

Services & Supplies						
280.530.300.200	Professional Services- Rehab	\$0	\$2,500	\$350	\$350	\$2,500
280.530.300.290	Rehabs	-	-	-	-	-
280-531-300-200	Professional Services-FTHB	-	-	-	-	-
280.531.300.313	First Time Homebuyers Loan	-	-	-	-	50,000
Total Services & Supplies		\$0	\$2,500	\$350	\$350	\$52,500

Total Expenditures	\$0	\$2,500	\$350	\$350	\$52,500
---------------------------	------------	----------------	--------------	--------------	-----------------

Source of Funding

Housing Payments	\$ 52,500
TOTAL	\$ 52,500

HOME GRANT

		Actual 2018-19	Actual 2019-20	Actual 2020-21	Estimated 2021-22	Proposed/Adopted 2022-23
		2016 HOME (Fund 283-548)	2016 HOME (Fund 283-548)	2016 HOME (Fund 283-548)	2016 HOME (Fund 283-548)	2016 HOME (Fund 283-548)
REHAB						
Services & Supplies						
.300.200	Professional Services (Activity Delivery)	\$ -	\$ -	\$ -	\$ -	\$ -
.300.290	Rehabs	90,406	95,613	-	-	-
	Total Rehabs	\$ 90,406	\$ 95,613	\$ -	\$ -	\$ -
FIRST TIME HOMEBUYER						
Services & Supplies						
.300.200	Professional Services (Activity Delivery)	\$ -	\$ -	\$ -	\$ -	\$ -
.300.313	Loans	180,631	60,531	-	-	-
	Total First Time Homebuyers	\$ 180,631	\$ 60,531	\$ -	\$ -	\$ -
GENERAL ADMINISTRATION						
Services & Supplies						
.300.200	Professional Services	\$ 39,235	\$ 32,692	\$ -	\$ -	\$ -
	Total General Administration	\$ 39,235	\$ 32,692	\$ -	\$ -	\$ -
	Total Expenditures	\$ 310,272	\$ 188,836	\$ -	\$ -	\$ -
Source of Funding						
	Grant	\$ -	\$ -	\$ -	\$ -	\$ -
	TOTAL	\$ -	\$ -	\$ -	\$ -	\$ -

CDBG ACTIVE GRANT

2017-CDBG

		Actual 2018-19	Actual 2019-20	Actual 2020-21	Estimated 2021-22	Proposed/Adopted 2022-23
GENERAL ADMINISTRATION - Salaries & Benefits						
275.549.100.100	Full-Time Employees	\$ -	\$ -	\$ -	\$ 6,500	\$0
275.549.100.110	Overtime	\$ -	\$ -	\$ -	\$ 2,000	\$0
275.549.200.120	Health Insurance	-	-	-	200	-
275.549.200.121	Workers' Comp & EAP	-	-	-	-	-
275.549.200.122	Retirement-PERS	-	-	-	600	-
275.549.200.124	Medicare	-	-	-	100	-
275.549.200.132	Deferred Comp	-	-	-	-	-
Total		\$ -	\$ -	\$ -	\$ 9,400	\$ -
SERVICES & SUPPLIES						
275.549.300.200	Activity Delivery	\$ -	\$ -	\$ -	\$ -	\$ 20,000
275.549.300.210	General Admin	-	-	-	-	20,000
275.549.500.531	Sewer Pond Project	-	-	24,490	1,700,000	100,000
Total Expenditures		\$0	\$0	\$ 24,490	\$ 1,700,000	\$ 140,000
Total Expenditures		\$ -	\$ -	\$ 24,490	\$ 1,709,400	\$ 140,000
Source of Funding						
		Grant		\$ 140,000		
		TOTAL		\$ 140,000		

CALHOME - Housing Loan Active Grants

2014 Cal Home		Actual	Actual	Actual	Estimated	Proposed/Adopted
		2018-19	2019-20	2020-21	2021-22	2022-23
Services & Supplies						
282.533.300.200	Professional Services (General Admin)	\$ -	\$ -	\$ -	\$ -	\$ -
282.533.300.290	Rehab Loans	-	-	-	-	-
282.533.300.313	FTHB Loans	-	-	-	-	-
Total Services & Supplies		\$ -	\$ -	\$ -	\$ -	\$ -

Source of Funding		
Grant		\$ -
TOTAL		\$ -

Parks Grant

Prop 68		Actual	Actual	Actual	Estimated	Proposed/Adopted
		2018-19	2019-20	2020-21	2021-22	2022-23
Services & Supplies						
307.449.300.200	Professional Services	\$ -	\$0	\$0	\$3,100	\$20,000
307.449.300.201	Activity Delivery	-	-	-	-	-
307.449.300.210	Special Department Supplies	-	-	-	533	-
307.449.500.520	Buildings	-	-	-	-	200,000
307.449.500.530	Improvement other than Buildings	-	198,772	487,414	3,033,852	2,800,000
307.449.500.540	Machinery & Equipment	-	-	-	2,750	924,000
Total Expenses		\$ -	\$198,772	\$487,414	\$3,040,235	\$3,944,000

Source of Funding		
Grant Prop 68		\$ 3,944,000
TOTAL		\$ 3,944,000

Veterans Memorial Grant

HSR Grant	Actual 2018-19	Actual 2019-20	Actual 2020-21	Estimated 2021-22	Proposed/Adopted 2022-23
Services & Supplies					
198.475.300.200 Professional Services	\$ -	\$ -	\$ -	\$ 8,000	\$ -
198.475.300.210 Special Department Supplies	-	-	-	-	-
198.475.500.520 Buildings	-	-	-	-	-
198.475.500.530 Improvement other than Buildings	-	-	374,098	50,000	464,098
198.475.500.540 Machinery & Equipment	-	-	-	-	-
Total Expenses	<u>\$ -</u>	<u>\$ -</u>	<u>\$ 374,098</u>	<u>\$ 58,000</u>	<u>\$464,098</u>

Source of Funding		
Grant		<u>\$ 464,098</u>
	TOTAL	<u>\$ 464,098</u>

CAPITAL OUTLAY BUDGET



CAPITAL OUTLAY

CAPITAL EXPENDITURES

		2022-2023
GENERAL FUND		
114.414.500.540	Machinery & Equipment	\$148,000
138.426.500.520	Council Chambers	\$160,000
	TOTAL GENERAL FUND	\$308,000
PARKS		
104.412.500.540	Gateway Fitness Stations	\$120,000
104.412.500.540	Machinery & Equipment	\$15,000
138.413.500.520	Gateway Snack Bar	\$150,000
138.413.500.530	Shade at Pool	\$50,000
138.413.500.540	Lawnmower for Gateway	\$27,000
198.475.500.530	Veterans Memorial at Gateway Park	\$464,098
307.449.500.520	Buildings	\$917,742
307.449.500.530	Improvement Other than Buildings	\$3,731,608
307.449.500.540	Machinery & Equipment	\$2,110,332
	TOTAL PARKS FUND	\$7,585,779
WATER		
105.437.500.512	R Well #8 & #9	\$500,000
105.437.500.519	R Well #5F	\$2,000,000
105.437.500.540	R Machinery & Equipment	\$38,000
105.437.500.550	Water System Improvements	\$150,000
105.437.500.599	SA Capital Set Aside	\$150,000
	TOTAL WATER CAPITAL FUND	\$2,838,000
STREETS		
109.434.500.540	Machinery & Equipment	\$102,242
109.434.500.530	Sidewalks	\$220,000
109.434.500.540	Machinery & Equipment	\$15,000
	TOTAL STREETS FUND	\$337,242
REFUSE		
112.438.500.540	Street Sweeper	\$340,000
	TOTAL REFUSE FUND	\$340,000
SEWER		
275.549.500.531	West Lagoon Pond Expansion	\$600,000
120.435.500.540	Effluent Buildings Valves-ARPA	\$50,000
120.435.500.540	Boiler-ARPA	\$250,000
120.435.500.540	Circular Clarifier	\$650,000
120.435.500.540	Lift Station-ARPA	\$400,000
	TOTAL SEWER	\$1,950,000
STORM		
121.439.500.540	Machinery & Equipment	\$25,000
121.439.500.531	Storm Draine	\$30,000
	TOTAL STORM	\$55,000
TRANSIT		
145.410.500.520	Depot	\$50,000
145.410.500.530	Bus Stop Shelters	\$150,591
145.410.500.530	Bus Wash	\$10,000
145.410.500.540	Machinery & Equipment	\$50,000
	TOTAL TRANSIT	\$260,591



BUDGETED PERSONNEL

DEPARTMENTS	18-19	19-20	20-21	21-22	22-23
	Funded	Funded	Funded	Funded	Funded
City Manager					
City Manager	1	1	1	1	1
Assistant to the City Manager/City Clerk	1	1	1	1	1
Deputy City Clerk	0	0	0	1	1
Office Clerk - Part Time	0.25	0.25	0.25	0	0
	<u>2.25</u>	<u>2.25</u>	<u>2.25</u>	<u>3</u>	<u>3</u>
Finance					
Finance Director	1	1	1	1	1
Accountant	1	1	1	1	1
Account Clerk	0	0	1	1	1
Senior Account Clerk	2	2	1	1	1
	<u>4</u>	<u>4</u>	<u>4</u>	<u>4</u>	<u>4</u>
Community Development					
Community Development Director	1	1	1	1	1
Office Clerk	1	1	1	1	1
Building Inspector	1	1	1	1	1
Transit Coordinator	1	1	1	1	1
Senior Transit Assistant	1	1	1	1	1
Transit Operator	4	4	4	4	4
	<u>9</u>	<u>9</u>	<u>9</u>	<u>9</u>	<u>9</u>
Police Department					
Chief of Police	1	1	1	1	1
Deputy Chief of Police	1	1	1	1	1
Sergeants	5	5	5	5	5
Corporals	2	3	3	3	3
Officers	10	9	9	8	9
Community Service Officer	2	2	2	2	2.25
Executive Assistant	1	1	1	1	1
Communication Records Manager	1	1	1	1	1
Senior Records Clerk	1	1	1	1	1
Records Clerk II	NA	0	1	2	0
Records Clerk I	1	2	2	0	2
Senior Clerk/Dispatcher	1	1	1	1	1
Clerk/Dispatcher II	NA	0	2	1	2
Clerk/Dispatcher I	5	6	4	5	5
Clerk/Dispatcher- Part-Time	0.5	0.5	0.5	0	0
Records Clerk-Part-Time	0.5	0	0	0	0
	<u>32</u>	<u>33.5</u>	<u>34.5</u>	<u>32</u>	<u>34.25</u>
Public Works					
Public Works Director	0.5	0.5	0.5	0.5	0.5
Administrative Assistant	1	1	1	1	1
WWTP Chief Plant Operator	1	1	1	1	1
WWTP Lead Utility Operator	1	1	1	1	1
WWTP Utility Operator I	1	1	1	1	1
WWTP Utility Operator II	0	0	0	0	0
WWTP Utility Worker I	1	1	1	1	1
Water Chief Plant Operator	0.5	0.5	0.5	0.5	0.5
Water Shift Operator	0	0	0	1	3
Water Utility Shift Operator	3	2	2	1	0
Water Utility Worker	2	0	0	0	0
Water Utility Operator	0	4	4	3	2
Maintenance Worker I	1	1	3	4	4
Maintenance Worker II	2	2	1	1	1
Parks/Streets Maintenance Supervisor	1	1	1	1	1
Chief Fleet Mechanic	1	1	1	1	1
Fleet Mechanic	1	1	1	1	1
Utilities Supervisor	0	0	0	1	1
	<u>17</u>	<u>18</u>	<u>19</u>	<u>20</u>	<u>20</u>



**STAFF REPORT
ITEM #: 7-C****MEMO****TO: Corcoran City Council****FROM: Greg Gatzka, City Manager****DATE: June 23, 2022****MEETING DATE: June 28, 2022****SUBJECT: Caves & Associates Agreement Renewal****Summary:**

The City's labor relations contract with Caves & Associates is set to expire on June 30, 2022, and needs to be discussed and considered by the Council.

Recommendation:

Consider various options for the City to provide labor relations that may include:

1. Renewing a two year agreement with Caves & Associates as presented.
2. Renegotiate the terms and conditions of the Caves & Associates agreement.
3. Issue an RFP for labor relations services.
4. Direct staff as deemed appropriate.

Budget impact:

The renewal agreement as presented will provide the same level of service as past years and have a base cost of \$12,600 for the period from July 1, 2022 through June 30, 2024. This provides 72 hours of service. Additional service requests beyond that time will be charged at \$175/hour. Renegotiated terms and conditions could increase this cost. Based upon other similar sized City contract services, an RFP could result in contract proposals from approximately \$25,000 and up.

Background:

Caves & Associates has provided the City of Corcoran with contracted labor relations services for the past twenty three years. The current contract is set to expire on June 30, 2022, and up for renewal to continue services. There is no proposed increase to the monthly payment schedule that has been in place for the past several years.

Attachment:

Caves & Associates Agreement

City of **CORCORAN**

FOUNDED 1914

Public Works Department

**STAFF REPORT
ITEM #: 7-E**

MEMO

TO: Corcoran City Council

FROM: Joseph Faulkner, Public Works Director

DATE: June 22, 2022 MEETING DATE: June 28, 2022

SUBJECT: Purchase of Water Meters and Infrastructure

Recommendation:

Consider approval of the jointly proposed bid by Ferguson Waterworks and Neptune Technology Group to purchase approximately 3,638 water meters and necessary infrastructure for an Advanced Metering Infrastructure (AMI) metering system.

Background:

In 2004, Assembly Bill 2572 was passed by the California State Senate mandating all water supplies must have a water meter installed on all customer connections by January 2025. This was a very important Senate Bill for the City of Corcoran because it set a deadline for all unmetered water connections to become metered.

The City of Corcoran provides water service to approximately 3,638 residential and commercial connections serving a population of over 23,000 people. Of these 3,638 water services, the City has 1,916 metered water services and 1,722 unmetered water services. All metered water services are currently manually read monthly by a meter reader. Approximately 85% of the City of Corcoran's water meters are approaching the end of their 20 year life cycle, while the other 15% has been replaced within the last 5 years.

Beginning in 2018, City of Corcoran staff worked with engineering firm Quad-Knopf to apply for a California State Water Resources Control Board State Revolving Fund (SRF) loan. The City was approved in 2021, and the loan agreement signed in January 2022. As part of the agreement, the goal for the City is to become completely metered by July 2023 with radio-read water meters.

Discussion:

To initiate this process, on February 28th City staff submitted a Request for Quotations (RFQ) to metering companies to accept bids for this project. The deadline to accept bids was April 1st, 2022. Following staff evaluation of the seven submitted bids, two finalists were selected for in-person presentations. The two finalists that were selected were Ferguson Waterworks / Neptune Technology Group, and Aqua-Metric / Sensus. Their selections were based on qualifications of the bidder, responses to the technical specifications presented in the RFQ, and the cost proposals.

The presentations took place on May 13th. Each group was given 90 minutes for their presentations and staff questions. Five staff members scored the presentations 1-5 on multiple items, including the proposed meter and system, long-term sustainability of proposed system, warranty information, and cost. The total combined score for the two companies were: 384 for Ferguson / Neptune, 295 Aqua-Metric / Sensus.

Budget Impact:

The total amount of the State Revolving Fund is \$3,460,155, of which \$1,889,232 is estimated for the cost of the water meters and appurtenances. This project will be 100% funded from the SRF, as Neptune's bid is \$1,699,571.99.

**STAFF REPORT
ITEM #: 7-F**

MEMO

TO: Corcoran City Council

FROM: Greg Gatzka, City Manager

DATE: June 23, 2022 **MEETING DATE:** June 28, 2022

SUBJECT: Downtown Corcoran Recovery Program

Summary:

The Council approved allocation of \$265,000 in ARPA funding for Corcoran business grants. The City Manager has prepared a program to administer the program implement the program in Fiscal Year 2022/2023.

Recommendation:

Consider approval of the Downtown Corcoran Recovery Program, and amend the City's agreement with the Corcoran Chamber of Commerce to distribute funds.

Budget impact:

In Fiscal Year 2021/2022, the Council approved \$265,000 in ARPA funds to be allocated for Corcoran business grants. The program to administer these funds in Fiscal Year 2022/2023 will be a cost reimbursement to the Corcoran Chamber of Commerce.

Background:

The American Rescue Plan Act (ARPA) funding provided by the Federal Government were provided to local jurisdictions to help in the economic recovery and support of local resources impacted by the pandemic. The City of Corcoran received \$5,395,558 in funding, and the Council allocated \$265,000 for use as local business grants to help in the City's economic recovery. The proposed Downtown Corcoran Recovery Program will provide grant funding to local businesses that will directly enhance the visual appeal and marketability of the Corcoran commercial corridor by improving property maintenance, repair, and amenities. The implementation approach is done in partnership with the Corcoran Chamber of Commerce to administer the grant application process and award of funding.

Attachments:

Downtown Corcoran Recovery Program
First Amendment to the Agreement with Corcoran Chamber of Commerce

CITY OF CORCORAN

**AMERICAN RESCUE PLAN ACT
DOWNTOWN CORCORAN RECOVERY PROGRAM**



**City of Corcoran
City Administration
832 Whitley Ave.
Corcoran, CA 93212**

July 1, 2022

1. PURPOSE

The City of Corcoran's Downtown Mainstreet, along Whitley Avenue between Otis Avenue and Hale Avenue, is often referred to as one of the best small city downtowns in the Central San Joaquin Valley. The City's extended commercial corridor continues west to Dairy Avenue where the Corcoran High School & Football Stadium, Technology Learning Center, J.G. Boswell II Park, and Burnham Smith Park are all located. The park facilities also host other recreational amenities such as the Recreation Association of Corcoran (RAC) facilities, community pool, and the City's new splashpad. Some of the City's largest community events tie into this park area, like the Cotton Festival hosted at the park, and Christmas Parade that uses the area for staging before the parade heads toward the center of downtown for the Tree Lighting Ceremony.

Visitors who attend local events in downtown Corcoran can often be heard as describing downtown as having a look "straight out of a Hallmark movie." Our City Public Works Department does an amazing job taking care of the public facilities such as the streets, sidewalks, planters, and Christmas Tree Park that all provide an excellent visual attractiveness to our downtown corridor. However, the upkeep of private properties along this commercial corridor are directly dependent upon private property owner or business operator maintenance and investment. The worldwide pandemic over the past couple of years has unexpectedly placed increased strain on local businesses and the local economy thereby delaying maintenance and improvements.

Over the past two years, local businesses have had to adapt to greater societal uncertainty, changing public health requirements, shifts in operations and materials availability, operating cost increases, rising interest rates, and adjustments to unpredictable and uncertain customer norms. All these circumstances translated to local businesses being forced to expend additional resources to simply stay open. As business resources become stretched, some have had to defer regular building maintenance and upkeep, and disregard investing in aesthetic business enhancements, all of which affect the perceived quality of Corcoran's commercial area. Some vacant and burned down structures on downtown properties also contribute to the visual decline and detract from the appeal of Corcoran's commercial corridor. Currently, there exists visual signs of deteriorated conditions with private property maintenance of building facades, signs, and pedestrian amenities. Together, these factors all affect Corcoran's commercial corridor and downtown marketability, attractiveness, and customer experience.

The heart of our small town charm is our Corcoran Downtown and extended commercial corridor to key facilities along Dairy Avenue. A key priority for our City is to maintain our community's economic viability and attractiveness to visitors and consumers. The City of Corcoran in evaluating the strategic use of American Rescue Plan Act (ARPA) funds has identified the recovery of Corcoran's Downtown and extended commercial corridor as a priority investment in response to the negative economic impact of the pandemic. The intent of directing ARPA funding to Downtown Corcoran and properties along the commercial corridor is to enhance the beautification, marketability, attractiveness, and desirability of Downtown Corcoran for increased consumer draw to local businesses and enticement of visitors to Corcoran community events.

2. GRANT PROGRAM

In partnership with the Corcoran Chamber of Commerce, the City is strategically allocating ARPA funds for the implementation of a Corcoran Downtown Recovery Program. This program developed by the City and administered through the Corcoran Chamber of Commerce will provide

up to \$265,000 in grant funding to local businesses and properties along the Corcoran Downtown and extended commercial corridor area through the Fiscal Year 2022-2023 (July 1, 2022 thru June 30, 2023). Grant funding to local business properties is intended to cover expenses related to enhancing building exteriors, signs, and other pedestrian amenities to increase the visual aesthetic appeal and customer draw to Downtown Corcoran and community events. For a property owner or business operator to receive funding, a complete application must be submitted to the Corcoran Chamber of Commerce and meet project eligibility criteria.

Applications will be reviewed and considered for approval if the project is eligible and presents reasonable customary cost for goods and services up to \$25,000. Applications under \$5,000 will be given higher priority to provide the greatest coverage of grant awards. Grant requests above \$5,000 will need to demonstrate how the project provides greater enhancement to Downtown Corcoran. Applications will be considered throughout the fiscal year until all funds are expended. The property owner or business operator may elect to hire a qualified professional service or make their own purchase if quotes and/or bids are first provided to the Chamber of Commerce, determined to be reasonable costs, and approved. If the cost appears questionable, the Chamber of Commerce and/or City may seek comparable cost quotes or bids. To ensure project costs are covered by the grant, property owners and businesses should not contract with any service or make a purchase until after the grant is awarded. Alternatively, the property owner or business may elect to have the Chamber of Commerce coordinate a service provider and or purchase.

3. ELIGIBLE PROPERTIES

Property owners and business operators that have frontage along Whitley Avenue between Otis Avenue and J.G. Boswell II Park are eligible. In addition, businesses with frontage along the first block of connecting side streets that tie into the eligible Whitley Avenue corridor area are also eligible. These connecting side streets include Dairy Avenue, Letts Avenue, Wigdal Avenue, Hale Avenue, Van Dorsten Avenue, Norboe Avenue, and King Avenue. The connecting streets of Chittenden Avenue and Chase Avenue are extended farther between Brokaw Avenue and Jepsen Avenue as this area serves as a major entryway to Downtown Corcoran and the civic center for the City. The map below identifies eligible areas outlined in red with blue crosshatch.



4. ELIGIBLE PROJECTS

Eligible projects are defined below and categorized into three eligible project types for grant funding consideration. In general, exterior building or landscape maintenance, repair or replacement of building fixtures, and enhancements that increase the visual aesthetic appeal of our Downtown Corcoran are eligible. The three category descriptions below present a general list of desirable project types that are recognized as enhancing the visual appeal and destination draw for consumers and visitors to Downtown Corcoran and Corcoran community events.

A. MAINTENANCE

Private property or building maintenance that improves the visual appearance of business storefronts and landscaping is eligible. Some examples include:

- Painting of storefronts due to faded or chipped paint.
- Power washing to clean storefronts.
- Weed removal and landscaping improvement.
- Graffiti removal.
- Storefront restoration due to weatherization.

B. REPAIR OR REPLACEMENT

Any structural feature or fixture on a building that is visible to the public are eligible. Some examples include:

- Storefront awnings.
- Commercial signs.
- Decorative window frames.
- Commercial doorways.

C. ENHANCEMENT

Property improvements that enhance the visual character and/or customer experience draw to Downtown Corcoran are eligible. Some examples include:

- Decorative wall or building art.
- Permitted pedestrian and sidewalk furniture or other aesthetic feature.
- Any private property improvement that demonstrates a direct positive visual enhancement or improved customer experience permissible under the City Zoning Ordinance.

5. APPLICATION REQUIREMENTS

The property owner or business operator must submit a Downtown Corcoran Recovery Grant Application to the Corcoran Chamber of Commerce. A completed application must include the following:

1. Applicant's contact information.
2. Description or list of the project request for grant funding and identified by eligible project category.

3. Selection of the Level of funding being applied for. The four levels are: Level 1 (\$100 - \$2,499), Level 2 (\$2,500 - \$4,999), Level 3 (\$5,000 - \$9,999), and Level 4 (\$10,000 - \$25,000)
4. Selection of the preferred grant payment option for either direct payment to a business for reimbursement of qualified expense, direct payment to vendor for qualified expense, or assignment to Corcoran Chamber of Commerce to arrange purchase of payment.
5. Provide a summary list along with attached copy of detailed cost estimate(s) if electing for direct payment to business or vendor. Quotes should be from a qualified and reputable service provider. The Corcoran Chamber of Commerce and/or City of Corcoran may at its discretion seek alternative quotes to evaluate the reasonableness of any submitted cost estimate. Any expense incurred prior to grant application approval may be subject to denial and done so at the sole risk of the applicant.
6. Applicant signature and acknowledgement statement. By signing, the applicant acknowledges that they will provide additional information if requested, and that they have the permission or authority to make improvements on the property if not the owner.
7. Application submitted to:

Attn: Downtown Corcoran Recovery Program
Corcoran Chamber of Commerce
1040 Whitley Ave.
Corcoran, CA 93212

6. APPLICATION APPROVAL PROCESS

The Corcoran Chamber of Commerce and City of Corcoran are committed to disbursing these grant funds as expeditiously as possible to support Downtown Corcoran property improvements. Submitted applications will be reviewed by the Corcoran Chamber of Commerce on a first come first served basis, and awards are subject to grant funding availability provided by the City of Corcoran. Applications submitted for either Level 1 (\$100 - \$2,499) or Level 2 (\$2,500 - \$4,999) will be given priority and receive a response within 10 business days. Grant applications in either Level 3 (\$5,000 - \$9,999) or 4 (\$10,000 - \$25,000) for higher amounts may take additional time to review depending upon the complexity and detail of the project and number of vendors.

In consideration of application approval, the application will be reviewed by the Corcoran Chamber of Commerce to determine if it meets the criteria established by this program. If approved, the applicant will be given notice of award and authorization to proceed with the service work and/or purchase. As a condition of approval, the applicant must demonstrate satisfactory completion of the service and/or confirmation of purchase before the Corcoran Chamber of Commerce will issue grant award payment. Throughout the grant funding process, any requests for additional information, and notifications will be directed to the applicant listed on the grant application. Upon completion of a grant awarded project, the Corcoran Chamber of Commerce will request reimbursement from the City for authorized grant award expenses.

CORCORAN CHAMBER OF COMMERCE

Downtown Corcoran Recovery Grant Application

APPLICANT INFORMATION

Check box if not the property owner

Not the Property Owner (Please read acknowledgement at end before signing)

Applicant Name (please print):
Business or Property Name:
Applicant's position or role with Business:
Business or Property Street Address:
Phone Number:
Email:

PROJECT REQUEST

Check the box or boxes that you are applying for grant funding.

Eligible Categories:

- A – Maintenance
- B – Repair/Replacement
- C – Enhancement

Please list or describe the eligible project components that grant funding will be used for.

TOTAL AMOUNT APPLYING FOR

Check the level of funding you are applying for.

- Level 1 - \$100 - \$2,500
- Level 2 - \$2,501 - \$5,000
- Level 3 - \$5,001 - \$10,000
- Level 4 - \$10,000 - \$25,000

GRANT PAYMENT OPTION

Select your preferred grant payment option:

- DIRECT PAYMENT TO BUSINESS - Receive direct payment reimbursement after service and/or purchase is completed and submitted with corresponding receipt(s).
- DIRECT PAYMENT TO VENDOR - Request payment to be issued directly to vendor after completion of service or to initiate purchase.
- CORCORAN CHAMBER ARRANGES PURCHASE - Request Corcoran Chamber of Commerce to make direct purchase of service(s) and/or materials.

DETAILED COST ESTIMATE

If electing Direct Payment to Business or Vendor, please list here the name and amount of each service provider or vendor. Then attach copies of all relevant cost estimate(s) and/or bid or invoice. Quotes should be from a qualified and reputable service provider.

Note: This section is not needed if electing to have the Chamber make purchase arrangements.

1. _____
2. _____
3. _____
4. _____

APPLICANT SIGNATURE & ACKNOWLEDGEMENT

Signature: _____ Date: _____

Name: _____

The signatory acknowledges that the Corcoran Chamber of Commerce and/or City of Corcoran may request any additional information relevant to evaluating the application or making payment of grant funds. By signing this application, the applicant also acknowledges that they have the permission and/or authority to make improvements on the subject property. As a condition of approval, the applicant must demonstrate satisfactory completion of the service and/or confirmation of purchase before the Corcoran Chamber of Commerce will issue grant award payment.

FIRST AMENDMENT TO
AGREEMENT BETWEEN THE CITY OF CORCORAN
AND
CORCORAN CHAMBER OF COMMERCE
ENTERED ON OCTOBER 13, 2020

THIS FIRST AMENDMENT is made and entered into this _____ day of _____ 2022, between the City of Corcoran, California, (hereinafter “the City”) and the Corcoran Chamber of Commerce (hereinafter “the Chamber”) to the Agreement between the City and the Chamber dated October 13, 2020.

WITNESSETH:

WHEREAS, the City has directed \$265,000 in American Rescue Plan Act of 2021 (ARPA) funds for the economic recovery of Downtown Corcoran and businesses along the main street commercial corridor; and

WHEREAS, the City has developed a Downtown Corcoran Recovery Program in partnership with the Corcoran Chamber of Commerce to administer this grant application and distribution of these ARPA funds to local businesses in Downtown Corcoran and the commercial corridor for the purpose of economic recovery from the pandemic; and

WHEREAS, the City already has an established agreement with the Chamber to support economic recovery and investment in Corcoran and focused on the commercial corridor properties; and

WHEREAS, an amendment to the original agreement is necessary to authorize City distribution of ARPA funding to the Chamber for the purpose of reimbursement of funds in implementing the City’s Downtown Corcoran Recovery Program and providing grant funding to local Corcoran businesses; and

NOW, THEREFORE, in consideration of the covenants and conditions stated herein, and in consideration of the mutual benefits of both parties, as well as to the public good of all citizens of Corcoran, the parties have agreed and do hereby amend the Agreement dated October 13, 2020, as follows:

1. The Chamber responsibilities section is amended to add Subsection F to read as follows:

“F. Administer the City’s Downtown Corcoran Recovery Program grant application process and award issuance as established by the City.”

2. The City responsibilities is amended to add the following:

“The City shall provide up to \$265,000 in American Rescue Plan Act (ARPA) funds for the reimbursement to the Chamber in providing local business grant awards and associated costs incurred as a result of implementing the City’s Downtown Corcoran Recovery Program.”

WITNESS OUR HANDS THIS _____ DAY OF _____, 2022.

THE CITY OF CORCORAN, CALIFORNIA
A MUNICIPAL CORPORATION

BY _____
PATRICIA NOLEN, MAYOR

ATTEST:

CITY CLERK

CORCORAN CHAMBER OF COMMERCE
A NON-PROFIT CORPORATION

BY _____
CHAIRPERSON OF THE BOARD

ATTEST:

SECRETARY

Attached for reference: City and Chamber Agreement dated October 13, 2020

AGREEMENT BETWEEN THE CITY OF CORCORAN

AND

CORCORAN CHAMBER OF COMMERCE

THIS AGREEMENT is made and entered into this 13th day of October, 2020, between the City of Corcoran, California, (hereinafter "the City") and the Corcoran Chamber of Commerce (hereinafter "the Chamber").

WITNESSETH:

WHEREAS, the City, recognizing the need for continued development of the economic base of the community is a municipal purpose, wishes to provide for a coordinated effort to encourage, promote, and foster the economic development of the community; and

WHEREAS, the Mayor and Councilmembers are to make expenditures of public funds for municipal purposes only, and are further required to oversee such expenditures; and

WHEREAS, the Chamber, in addition to its other community activities and functions, has traditionally and actively promoted business development and economic growth within the City for the purpose of creating jobs and expanding the tax base, and as a result thereof has obtained certain knowledge and expertise in this field of endeavor; and

WHEREAS, it is the desire of the parties that the entities involved in furthering the economic well being of the community maintain their historic effort in that regard while combining their efforts for such purposes so that an effective economic development program for Corcoran results; and

NOW, THEREFORE, in consideration of the covenants and conditions stated herein, and in consideration of the mutual benefits which will accrue to each of the parties hereto, as well as to the public good of all the citizens of Corcoran, the parties have agreed and do hereby agree as follows:

1. THE CHAMBER WILL:

A. Assist with business expansion of existing business. This includes but is not limited to the gathering and dissemination of information, research, promotional programs, publications and services and to representing the City's interests in negotiating with industrial and business prospects wishing to locate in Corcoran.

B. Funds provided by the City will be used to support Chamber of Commerce activities which are related to economic development and community promotion.

C. Operate programs for the general public good for the promotion of business, industry and trade within the City. Examples of programs include:

- Annual Chamber Dinner
- Spring Fest
- Farmers Markets
- Cotton Festival
- Christmas Parade
- Christmas in the Park

D. Indemnify the City and hold it harmless from any and all claims, suits, demands and causes of action resulting from the acts or failure to act of any agent, servant or employee of the Chamber, or any other person pursuant to this Agreement.

E. Provide reports accounting for the expenditures of the funds covered by this agreement upon request by the City.

THE CITY WILL compensate the Chamber for services rendered pursuant to this Agreement in the sum of:

- \$38,000.00 for July 1, 2020 - June 30, 2021,
- \$38,000.00 for July 1, 2021 – June 30, 2022
- \$38,000.00 for July 1, 2022 – June 30, 2023

Payable in four (4) quarterly installments after the Chamber submits an invoice to the City, such funds to be expended only under the terms, conditions and restrictions and for the purposes specifically set forth in this agreement.

Nothing in this contract, however, shall prevent the City from specifically funding new projects as proposed by the Chamber.

THE CITY AND CHAMBER JOINTLY AGREE:

A. That all persons working for the Chamber under this Agreement shall be employees of the Chamber.

B. The Chamber shall have a Commercial General Liability Insurance on an occurrence basis, including products-completed operations, personal and advertising injury, with limits no less than ONE MILLION and NO/100 DOLLARS (\$1,000,000) per occurrence.

C. That this contract is not assignable.

D. That this Agreement shall continue in force and the payments hereunder shall continue until

either a new agreement is approved or until the City Council votes to terminate the existing agreement. Payments shall not terminate nor services cease without 90 days notice to the other party.

WITNESS OUR HANDS THIS 13th DAY OF October, 2020.

THE CITY OF CORCORAN, CALIFORNIA
A MUNICIPAL CORPORATION

BY Sidonio Palmerin
SIDONIO PALMERIN, MAYOR

ATTEST:

[Signature]
CITY CLERK

CORCORAN CHAMBER OF COMMERCE
A NON-PROFIT CORPORATION

BY Anita Robey
CHAIRMAN OF THE BOARD

ATTEST:

Valentina Botell
SECRETARY



**COUNCIL REQUESTS OR REFERRAL ITEMS
PENDING FURTHER ACTION or RESOLUTION BY STAFF**

DATE Sent to Council/ Request made	REQUEST	STATUS	DEPARTMENT RESPONSIBLE Dept/Division
01/25/22	Corcoran Cemetery District concerns. Council directed City Manager to make contact with District representatives and lend support.	In progress	City Manager
07/21/21	Homelessness Concerns. Council directed staff to explore and evaluate avenues to address homeless issues.	In progress	City Manager
07/21/21	Vacant and blighted commercial properties. Council directed staff to begin preparing an abatement ordinance.	In progress	Community Development
06/13/20	Council directed Staff to begin preparing a public nuisance ordinance.	In progress	Community Development/Police Department
03/12/19	Council requested that Staff prepare ordinance specifically prohibiting smoking in public parks. It was recommended that the City also consider an ordinance prohibiting dogs in public parks.	In progress	Community Development

City of

CORCORAN

A MUNICIPAL CORPORATION

FOUNDED 1914

MATTERS FOR MAYOR AND COUNCIL
ITEM #: 8

MEMORANDUM

MEETING DATE: June 28, 2022
TO: Corcoran City Council
FROM: Greg Gatzka, City Manager
SUBJECT: Matters for Mayor and Council

8-A. Upcoming Events/Meetings

- July 4, 2022 (Monday) City Offices Closed in Observance of Independence Day
- July 12, 2022 (Tuesday) City Council Meeting – 5:30 PM
- July 15, 2022 (Friday) Corcoran Farmers Market – 5:30-8:30 PM on Whitley Ave next to Christmas Tree Park
- July 26, 2022 (Tuesday) City Council Meeting – 5:30 PM

8-B. City Manager's Report

8-C. Council Comments/Staff Referral Items – *This is the time for council members to comment on matters of interest.*

8-D. Committee Reports

1. Kings Waste and Recycling Agency (KWRA)
2. Kings County Association of Governments (KCAG)
3. Kings Community Action Organization